



**Interactive
Digital Catalog**

For over 30 years, JBA Performance Exhaust has been a leader in Stainless Steel Headers and Exhaust Systems for performance cars and trucks.

JBA leads the industry in 50 state Emissions Legal exhaust products with our CAT4Ward® Headers that have more E.O.'s than any other brand.

JBA Long Tube Race Headers are perfect for the weekend warrior who competes in closed course competition and our Cat Back Exhaust Systems give increased performance combined with that famous JBA sound and aggressive looks.

Follow us:



TABLE OF CONTENTS

[JBA Products 4](#)

[CARB EO's 5](#)

CAT4WARD™ & SHORTY HEADERS

[Automotive..... 6-10](#)
[Cadillac 7](#)
[Chevrolet..... 7](#)
[Chrysler 8](#)
[Dodge 8](#)
[Ford..... 9](#)
[Lincoln 10](#)
[Mercury 10](#)
[Pontiac..... 10](#)

CAT4WARD™ & SHORTY HEADERS

[Truck & SUV..... 10-17](#)
[Cadillac 10](#)
[Chevrolet/GMC 10](#)
[Dodge 14](#)
[Ford..... 14](#)
[Hummer..... 15](#)
[Infiniti 15](#)
[Jeep..... 16](#)
[Lincoln 16](#)
[Nissan 16](#)
[Toyota..... 17](#)

LONG TUBE HEADERS

[Automotive..... 18-21](#)
[409 Series Automotive 18](#)
[304 Series Automotive 19](#)
[Chevrolet..... 20](#)
[Chrysler 20](#)
[Dodge 20](#)
[Ford..... 21](#)
[Pontiac..... 21](#)

LONG TUBE HEADERS

[Truck & SUV..... 22-23](#)
[Cadillac 22](#)
[Chevrolet/GMC 22](#)
[Dodge 22](#)
[Jeep..... 22](#)
[Ford..... 23](#)
[Nissan 23](#)
[Infiniti 23](#)
[Toyota..... 23](#)

HIGH FLOW MID-PIPES

[Automotive..... 22-24](#)
[Truck & SUV..... 23-23, 25](#)

EXHAUST SYSTEMS

[Automotive..... 26-28](#)
[Chevrolet..... 27](#)
[Chrysler 27](#)
[Dodge 27](#)
[Ford..... 27](#)
[Pontiac..... 28](#)

EXHAUST SYSTEMS

[Truck & SUV..... 29](#)
[Chevrolet/GMC 29](#)
[Dodge 29](#)
[Ford..... 30](#)
[Hummer..... 30](#)
[Jeep..... 30](#)
[Nissan 31](#)
[Toyota 31](#)

[JBA Mufflers..... 32](#)
[Ignition Wires..... 33-34](#)
[JBA Exhaust Tips 35](#)
[Accessories 36](#)
[Exhaust Gaskets..... 37-38](#)

[Image Gallery.....39](#)
[Cat4Ward Headers.....39-43](#)
[Long Tube Headers.....44](#)
[Mufflers 45](#)
[Exhaust Systems.....46-49](#)
[Accessories 50](#)

[Footnotes.....51](#)

[Warranty.....52](#)

PRODUCTS



HEADERS

The first step in creating an efficient and powerful exhaust system is the addition of JBA Headers. Premium quality, heavy-duty stainless steel construction, and massive power gains are key elements to the JBA design philosophy. JBA offers a variety of smog legal Cat4ward® shorty headers and Racing long tubes to suit most popular applications.



EXHAUST SYSTEMS

JBA Performance exhaust systems add even more power potential to your car, truck, or SUV. Power, sound, and quality are built into each of these premium systems. JBA's stainless steel construction, high flow 304 SS muffler designs, and great looking 304 SS tips are the perfect compliment to any vehicle. Get a higher level of performance with a JBA performance exhaust system.



MID-PIPES

JBA mid-pipes free up more valuable power by eliminating restriction between the headers and exhaust system. These components feature mandrel-bent stainless steel construction, factory style mounting, and high flow catalytic converters.* Many of these systems can be installed with stock manifolds, while others are required for installation of JBA Headers.

* Not available on all applications



IGNITION WIRES

Installing new JBA headers? Doing a tune-up? Install a set of JBA PowerCables™ ignition wires. They are loaded with features usually found on wires costing 20% more, plus they are backed by JBA's reputation for quality and reliability. Each set is custom tailored and pre-labeled with cylinder I.D. tags for an easy installation.

HEADER FINISHES



STAINLESS STEEL

All JBA headers feature stainless steel construction for maximum durability. Stainless steel is stronger than mild steel and minimizes exhaust noise. Bare stainless finish. **Street to Severe-Duty.**



SILVER CERAMIC

Silver Ceramic coating can withstand substrate temperatures of over 1300 degrees Fahrenheit. The coating provides a polished silver appearance and offers excellent resistance to solvents, fluids, fuels, salt and water. **Street to Severe-Duty.**



TITANIUM CERAMIC

Titanium ceramic is the most durable finish available for high temperature applications withstanding substrate temperatures of over 1600 degrees Fahrenheit while maintaining color stability. The coating offers good resistance to solvents, fluids, fuels, salt and water. **Extreme-Duty.**



50 STATE LEGAL

More C.A.R.B. EO's than ANY other Header Manufacturer!

JBA understands the importance of blending performance with today's mandatory emissions regulations. Beginning with the development of the very first Cat4Ward™ design over 30 years ago **JBA Performance Exhaust** has worked closely with the California Air Resources Board (C.A.R.B.). **JBA Performance Exhaust** continues to produce and bring to market more 50 State Emissions Legal header applications than any other manufacturer. Over the past 30 years we have watched emissions laws and standards grow beyond California's borders into as many as 15 other States. The adoption of California emissions requirements by other states will most likely continue over the years. JBA recognizes this and is committed to bringing performance to our customers within these guidelines. Not only does JBA work closely with C.A.R.B. to gain Executive Order (EO) numbers for new applications, we work diligently to bring up to date and re-test applications as needed to ensure our EO's are the most current in the industry. Most JBA Cat4Ward Headers ship with a certified emissions decal which displays the appropriate C.A.R.B. Executive Order Number for easy identification. Refer to the codes below to confirm that your header application is covered by one of our Executive Order numbers. Combined with JBA's famous reputation for quality and engineering, you can rest assured that you will get the most performance for your hard earned money, while keeping your vehicle emissions legal no matter where you live.



EMISSION CODES


JBA Performance Exhaust uses a voluntary product identification program whereby all emission sensitive products can be identified by placing numbered labels in product packaging and listing corresponding numeric codes next to each part number. The corresponding numbers and explanations are as follows:

- 1** This product has been granted a California Air Resources Board (CARB) Executive Order (EO Number) Exemption. It is 50 State Legal when installed on the Specified vehicle per the Manufacturer's Current Application Guide, the CARB EO, and Installation Instructions.
- 2** This product is Legal for use on Pre-Pollution Controlled Vehicles. It is legal for use on all vehicles produced Before Emissions Control Regulations were imposed. These are considered Uncontrolled Vehicles and are defined as follows;
1965 and Older US Manufactured California Certified Vehicles
1967 and Older US Manufactured Federally Certified Vehicles
1967 and Older Foreign Manufactured Vehicles
- 3** This Product is LEGAL for Closed Course Competition use or Pre-Emissions Controlled Vehicles ONLY. It is Not Legal for use on any Emissions Controlled Vehicle for Street or Off Highway use.
- 4** This Product is considered a Replacement Part per CARB and EPA regulations for emissions compliance and is legal for sale and use on specified vehicles in all 50 states as stated in Manufacturer's Application Guide and Installation Instructions.
- 5** This Product is legal for Street or Off Highway use in 49 States. This product meets the EPA Anti Tampering Policy for Reasonable Basis that allows the stated vehicle to operate within the legal emissions standards in states that do not require a California EO. This product in Not Legal for Street or Off Highway use in California.
- 6** This Product is Certified by the Manufacturer as being a Non-Emissions Related part per CARB and EPA regulations and therefore does not require emissions certification or CARB EO and is legal in all 50 states.

SHORTY HEADERS

PERFORMANCE THROUGH TECHNOLOGY

JBA shorty headers are one of the best performance upgrades available for any application. Hot Rod magazine rated headers as one of the top 10 power parts installed on a vehicle. JBA shorty headers are significantly less restrictive than the stock manifolds on a vehicle and dramatically increase the power and efficiency of an engine. JBA's original shorty design is an innovation of the old long tube header. The new shorty designs yield high performance gains that hot rodders and enthusiasts look for. With durable stainless steel construction that can survive the abuse of racing, towing, and daily driving, these headers can take a beating. With heavy duty features and state of the art technology, like the JBA Firecone® collector, JBA shorty headers have the capacity to produce more power than any other shorty headers on the market. Each system includes high quality hardware and thorough instructions for a professional no-leak installation.



JBA HEADER FEATURES:

1. Mandrel-bent stainless steel primary tubes
2. Proprietary JBA Firecone® collector
3. Factory style emission connections
4. Extra thick collector domes
5. JBA Badge
6. 3/8 thick CNC laser-cut flanges
7. Oversized exhaust ports
8. Silver Ceramic Coating

JBA HEADER BENEFIT:

- Best flow, durability, improved throttle response
- Race proven technology for maximum hp/tq gains
- Easier installation
- Will not distort like lesser quality headers, no leaks
- Authentic JBA Quality
- Resists warping, prevents leaks, & easier install
- Increased flow, accommodates head porting
- Thermal barrier for lower under hood temperatures



Automotive Cat4ward® & Shorty Headers

Year	Engine	Application	Emission Code	Description	Tube Size (in)	Notes	Stainless Steel	Silver Ceramic	Titanium Ceramic
CADILLAC Cars									
CTS-V									
17-19	6.2L	All	1	Cat4ward® Shorty	1 3/4"	10,16	1818S	1818SJS	1818SJT
CHEVROLET Cars									
CAMARO									
17-19	6.2L	All	1	Cat4ward® Shorty	1 3/4"	10,16	1818S	1818SJS	1818SJT
2016	6.2L	All	1	Cat4ward® Shorty	1 3/4"	5,10,16	1818S	1818SJS	1818SJT
10-15	6.2L	All	1	Cat4ward® Shorty	1 3/4"	5,10,16,29	1812S	1812SJS	1812SJT
10-11	3.6L	All	1	Cat4ward® Shorty	1 3/4"	3,5,16	1816S	1816SJS	-
CHEVELLE									
64-77	265/400	Carb w/o air inj	1	Shorty	1 5/8"	3,6,10,13,15	1830S-6	1830S-6JS	1830S-6JT
CORVETTE									
57-74	265/400	w/o air inj	1	Shorty, center exit	1 5/8"	3	1815S-1	1815S-1JS	1815S-1JT
EL CAMINO									
65-87	265/400	Carb w/o air inj	1	Shorty	1 5/8"	3,6,10,13,15	1830S-6	1830S-6JS	1830S-6JT
MALIBU									
64-83	265/400	Carb w/o air inj	1	Shorty	1 5/8"	3,6,10,13,15	1830S-6	1830S-6JS	1830S-6JT
SS									
2017	6.2L	All	3	Cat4ward® Shorty	1 3/4"	10,16	1813S	1813SJS	1813SJT
14-16	6.2L	All	1	Cat4ward® Shorty	1 3/4"	5,10,16	1813S	1813SJS	1813SJT
UNIVERSAL									
ALL	265/400	Rectangle Port	1	Shorty, center exit	1 5/8"	3	1815S-1	1815S-1JS	1815S-1JT

- 3 Installation requires welding/modification to exhaust system.
- 5 50-State Smog Legal header; CARB EO #D-57-42
- 6 Use big block flapper valve for smog legal applications.
- 10 Spark plug boots are changed from stock.
- 13 Automatic transmission only.
- 15 For use with straight plug heads only.
- 16 Direct replacement for factory manifold; installation hardware kit included.
- 29 Matching mid-pipes available; mid-pipes are not emissions legal.





Automotive Cat4ward® & Shorty Headers

Year	Engine	Application	Emission Code	Description	Tube Size (in)	Notes	Stainless Steel	Silver Ceramic	Titanium Ceramic
CHRYSLER Cars									
300C									
17-18	6.4L	All	1	Cat4ward® Shorty	1 7/8"	16,29	1968S	1968SJS	-
15-16	6.4L	All	1	Cat4ward® Shorty	1 7/8"	5,16,29	1968S	1968SJS	-
05-14	6.1/6.4L	All	1	Cat4ward® Shorty	1 7/8"	5,16,29	1965S	1965SJS	1965SJT
17-18	5.7L	All	1	Cat4ward® Shorty	1 3/4"	16,29	1964S-1	1964S-1JS	1964S-1JT
09-16	5.7L	All	1	Cat4ward® Shorty	1 3/4"	5,16,29	1964S-1	1964S-1JS	1964S-1JT
05-10	3.5L	All	1	Cat4ward® Shorty	1 5/8"	5,16	1920S	1920SJS	-
04-08	5.7L	All	1	Cat4ward® Shorty	1 3/4"	5,16,29	1964S	1964SJS	-
DODGE Cars									
CHARGER									
17-19	6.2L	HELLCAT / DEMON	1	Cat4ward® Shorty	1 7/8"	16,29	1968S	1968SJS	-
17-19	6.4L	All	1	Cat4ward® Shorty	1 7/8"	16,29	1968S	1968SJS	-
15-16	6.2L	HELLCAT / DEMON	1	Cat4ward® Shorty	1 7/8"	5,16,29	1968S	1968SJS	-
15-16	6.4L	All	1	Cat4ward® Shorty	1 7/8"	5,16,29	1968S	1968SJS	-
05-14	6.1/6.4L	All	1	Cat4ward® Shorty	1 7/8"	5,16,29	1965S	1965SJS	1965SJT
17-18	5.7L	All	1	Cat4ward® Shorty	1 3/4"	5,16,29	1964S-1	1964S-1JS	1964S-1JT
09-16	5.7L	All	1	Cat4ward® Shorty	1 3/4"	5,16,29	1964S-1	1964S-1JS	1964S-1JT
05-10	3.5L	All	1	Cat4ward® Shorty	1 5/8"	5,16	1920S	1920SJS	-
05-08	5.7L	All	1	Cat4ward® Shorty	1 3/4"	5,16,29	1964S	1964SJS	-
MAGNUM									
05-09	6.1/6.4L	All	1	Cat4ward® Shorty	1 7/8"	5,16,29	1965S	1965SJS	1965SJT
05-10	3.5L	All	1	Cat4ward® Shorty	1 5/8"	5,16	1920S	1920SJS	-
05-08	5.7L	All	1	Cat4ward® Shorty	1 3/4"	5,16,29	1964S	1964SJS	-
CHALLENGER									
17-19	6.2L	HELLCAT / DEMON	1	Cat4ward® Shorty	1 7/8"	16,29	1968S	1968SJS	-
17-19	6.4L	All	1	Cat4ward® Shorty	1 7/8"	16,29	1968S	1968SJS	-
15-16	6.2L	HELLCAT / DEMON	1	Cat4ward® Shorty	1 7/8"	5,16,29	1968S	1968SJS	-
15-16	6.4L	All	1	Cat4ward® Shorty	1 7/8"	5,16,29	1968S	1968SJS	-
08-14	6.1/6.4L	All	1	Cat4ward® Shorty	1 7/8"	5,16,29	1965S	1965SJS	1965SJT
17-18	5.7L	All	1	Cat4ward® Shorty	1 3/4"	16,29	1964S-1	1964S-1JS	1964S-1JT
09-16	5.7L	All	1	Cat4ward® Shorty	1 3/4"	5,16,29	1964S-1	1964S-1JS	1964S-1JT
08-10	3.5L	All	1	Cat4ward® Shorty	1 5/8"	5,16	1920S	1920SJS	-

1 Fits most Z-bars. Vehicles may require Z-Bar modification or new JBA Z-Bar P/N 1650Z for proper fit.

2 Bolts into factory Y-pipe with 85 GT Mustang heat riser valve.

3 Installation requires welding/modification to exhaust system.

5 50-State Smog Legal header; CARB EO #D-57-42

6 Use big block flapper valve for smog legal applications.

10 Spark plug boots are changed from stock.

13 Automatic transmission only.

15 For use with straight plug heads only.

16 Direct replacement for factory manifold, installation hardware kit included.

23 Will not fit P-Head

29 Matching mid-pipes available, mid-pipes are not emissions legal.

58 Fits Ford AOD Transmissions

65 Must use 66-1/2 or later frame brackets (Approx. 1" higher than 65 and early 66 style)



Automotive Cat4ward® & Shorty Headers

Year	Engine	Application	Emission Code	Description	Tube Size (in)	Notes	Stainless Steel	Silver Ceramic	Titanium Ceramic
FORD Cars									
COBRA / GT500 / MACH 1									
07-14	5.4L/5.8L	GT500	1	Cat4ward® Shorty	1 5/8"	5,16,29	1695S	1695SJS	1695SJT
03-04	4.6L 4V	Mach I	1	Cat4ward® Shorty	1 5/8"	5,16,29	1625S-7	-	1625S-7JT
99-04	4.6L 4V	Cobra	1	Cat4ward® Shorty	1 5/8"	5,16,29	1625S-7	-	1625S-7JT
96-97	4.6L 4V	Cobra	1	Cat4ward® Shorty	1 5/8"	5,16	-	-	1625S-7JT
1993	5.0L	Cobra	1	Cat4ward® Shorty	1 5/8"	5,16	1624S-2	1624S-2JS	1624S-2JT
MUSTANG									
15-20	5.0L	All	1	Cat4ward® Shorty	1 3/4"	16	1689S	1689SJS	1689SJT
11-14	5.0L	All	1	Cat4ward® Shorty	1 3/4"	5,16,29	1685S	1685SJS	1685SJT
11-17	3.7L	All	1	Cat4ward® Shorty	1 5/8"	5,16	1618S	1618SJS	1618SJT
05-10	4.6L 3V	All	1	Cat4ward® Shorty	1 5/8"	5,16,29	1675S	1675SJS	1675SJT
99-04	3.8/3.9L	w/ air inj	1	Cat4ward® Shorty	1 1/2"	5,16	1619S-4	-	-
99-04	3.8/3.9L	w/o air inj	1	Cat4ward® Shorty	1 1/2"	5,16	-	1619S-1JT	1619S-1JT
99-04	4.6L 2V	GT / Bullitt	1	Cat4ward® Shorty	1 5/8"	5,16,29	1625S-9	1625S-9JS	-
86-93	5.0L	GT / LX	1	Cat4ward® Shorty	1 5/8"	5,16	1624S-2	1624S-2JS	1624S-2JT
65-73	289/302	All	2	Mid-length	1 5/8"	1,23,29,58,65	1650S	1650SJS	1650SJT
65-73	289/302	GT40 P-Head	2	Mid-length	1 5/8"	1,29,58,65	1650S-2	1650S-2JS	-
65-73	351W	All	2	Mid-length	1 5/8"	1,23,29,58	1653S	1653SJS	1653SJT
65-73	351W	T-5/T56 w/cable clutch	2	Mid-length	1 5/8"	23,29	1655S	1655SJS	-
THUNDERBIRD									
94-97	4.6L 2V	All	1	Cat4ward® Shorty	1 1/2"	5,16	-	1626SJS	-
UNIVERSAL									
ALL	289/351	All	2	Block Hugger	1 5/8"	3	1615S	1615SJS	-

- 1 Fits most Z-bars. Vehicles may require Z-Bar modification or new JBA Z-Bar P/N 1650Z for proper fit.
- 2 Bolts into factory Y-pipe with 85 GT Mustang heat riser valve.
- 3 Installation requires welding/modification to exhaust system.
- 5 50-State Smog Legal header; CARB EO #D-57-43
- 6 Use big block flapper valve for smog legal applications.
- 10 Spark plug boots are changed from stock.
- 13 Automatic transmission only.

- 15 For use with straight plug heads only.
- 16 Direct replacement for factory manifold, installation hardware kit included.
- 23 Will not fit P-Head
- 29 Matching mid-pipes available, mid-pipes are not emissions legal.
- 58 Fits Ford AOD Transmissions
- 65 Must use 66-1/2 or later frame brackets (Approx. 1" higher than 65 and early 66 style)



Automotive Cat4ward® & Shorty Headers

Year	Engine	Application	Emission Code	Description	Tube Size (in)	Notes	Stainless Steel	Silver Ceramic	Titanium Ceramic
LINCOLN Cars									
MARK VII									
86-93	5.0L	All	1	Cat4ward® Shorty	1 5/8"	5,16	1624S-2	1624S-2JS	1624S-2JT
MERCURY Cars									
COUGAR									
94-97	4.6L 2V	All	1	Cat4ward® Shorty	1 1/2"	5,16	-	1626SJS	-
67-73	289/302	All	2	Mid-length	1 5/8"	1,23,29,58	1650S	1650SJS	1650SJT
67-73	351W	All	2	Mid-length	1 5/8"	1,23,29,58	1653S	1653SJS	1653SJT
65-73	289/302	GT40 P-Head	2	Mid-length	1 5/8"	1,29,58	1650S-2	1650S-2JS	-
65-73	351W	T-5/T56 w/cable clutch	2	Mid-length	1 5/8"	1,23,29	1655S	1655SJS	1655SJT
PONTIAC Cars									
G8									
08-09	6.0L/6.2L	All	1	Cat4ward® Shorty	1 3/4"	5,16	1811S	1811SJS	1811SJT
GTO									
04-06	5.7/6.0L	All	1	Cat4ward® Shorty	1 5/8"	5,16,29	1809S	1809SJS	1809SJT

- 1 Fits most Z-bars. Vehicles may require Z-Bar modification or new JBA Z-Bar P/N 1650Z for proper fit.
- 2 Bolts into factory Y-pipe with 85 GT Mustang heat riser valve.
- 3 Installation requires welding/modification to exhaust system.
- 5 50-State Smog Legal header; CARB EO #D-57-42
- 6 Use big block flapper valve for smog legal applications.
- 10 Spark plug boots are changed from stock.
- 13 Automatic transmission only.

- 15 For use with straight plug heads only.
- 16 Direct replacement for factory manifold, installation hardware kit included.
- 23 Will not fit P-Head
- 29 Matching mid-pipes available, mid-pipes are not emissions legal.
- 58 Fits Ford AOD Transmissions
- 65 Must use 66-1/2 or later frame brackets (Approx. 1" higher than 65 and early 66 style)





Truck & SUV Cat4ward® & Shorty Headers

Year	Engine	Application	Emission Code	Description	Tube Size (in)	Notes	Stainless Steel	Silver Ceramic	Titanium Ceramic
CADILLAC Trucks and SUVs									
ESCALADE / ESV / EXT									
17-19	6.2L DFI	w/o egr	1	Cat4ward® Shorty	1 5/8"	16	1850S-4	1850S-4JS	1850S-4JT
15-16	6.2L DFI	w/o egr	1	Cat4ward® Shorty	1 5/8"	5,16	1850S-4	1850S-4JS	1850S-4JT
16-18	5.3L DFI	w/o egr	1	Cat4ward® Shorty	1 5/8"	16	1850S-4	1850S-4JS	1850S-4JT
2015	5.3L DFI	w/o egr	1	Cat4ward® Shorty	1 5/8"	5,16	1850S-4	1850S-4JS	1850S-4JT
07-14	6.0/6.2L	w/o egr, non DFI	1	Cat4ward® Shorty	1 5/8"	5,16	1850S-2	1850S-2JS	1850S-2JT
02-13	4.8/5.3L	w/o egr	1	Cat4ward® Shorty	1 5/8"	5,16	1850S-2	1850S-2JS	1850S-2JT
03-06	6.0L	w/o egr	1	Cat4ward® Shorty	1 5/8"	5,16	1850S-3	1850S-3JS	1850S-3JT
99-02	6.0L	w/o air w/egr.	1	Cat4ward® Shorty	1 5/8"	5,16	1850S-1	1850S-1JS	-
98-00	5.7L	w/ air inj	1	Cat4ward® Shorty	1 1/2"	5,16	1832S-2	-	-
96-00	5.7L	w/o air inj	1	Cat4ward® Shorty	1 1/2"	5,16	1832S	1832SJS	1832SJT
CHEVROLET & GMC Trucks and SUVs									
AVALANCHE									
07-13	6.0/6.2L	w/o egr	1	Cat4ward® Shorty	1 5/8"	5,16	1850S-2	1850S-2JS	1850S-2JT
02-13	4.8/5.3L	w/o egr	1	Cat4ward® Shorty	1 5/8"	5,16	1850S-2	1850S-2JS	1850S-2JT
02-03	8.1L	w/o air inj, w/o egr	1	Cat4ward® Shorty	1 3/4"	3,4,5,10,29	1860S	1860SJS	-
02-03	8.1L	w/ air inj, w/ egr	1	Cat4ward® Shorty	1 3/4"	3,4,5,10,29	-	1861SJS	-
BLAZER / JIMMY									
02-03	4.3L	All	1	Cat4ward® Shorty	1 1/2"	5,7,10,16	1840S-3	1840S-3JS	1840S-3JT
96-01	4.3L	w/o air inj	1	Cat4ward® Shorty	1 1/2"	5,7,10,16	1842S-3	-	1842S-3JT
92-95	5.0/5.7L	w/o air inj	1	Cat4ward® Shorty	1 1/2"	5,16	1830S	1830SJS	1830SJT
88-95	4.3L	All	1	Cat4ward® Shorty	1 1/2"	5,7,10,12,16	1840S-3	1840S-3JS	1840S-3JT
87-91	5.0/5.7L	w/o air inj	1	Cat4ward® Shorty	1 5/8"	5,10,16	1830S-4	1830S-4JS	-
69-86	5.0/5.7L	Carb, w/o air inj	1	Cat4ward® Shorty	1 5/8"	3,5,6,10	1830S-6	1830S-6JS	1830S-6JT
SONOMA									
02-03	4.3L	4wd	1	Cat4ward® Shorty	1 1/2"	5,7,10,16	1840S-3	1840S-3JS	1840S-3JT
02-03	4.3L	2wd	1	Cat4ward® Shorty	1 1/2"	5,7,10,16	1840S-4	1840S-4JS	1840S-4JT
96-01	4.3L	4wd w/o air inj	1	Cat4ward® Shorty	1 1/2"	5,7,10,16	1842S-3	-	1842S-3JT
88-95	4.3L	2wd	1	Cat4ward® Shorty	1 1/2"	5,7,10,16	1840S-4	1840S-4JS	1840S-4JT
88-95	4.3L	4wd	1	Cat4ward® Shorty	1 1/2"	5,7,10,12,16	1840S-3	1840S-3JS	1840S-3JT

- 3 Installation requires welding/modification to exhaust system.
- 4 Requires Y-Pipe.
- 5 50-State Smog Legal header; CARB EO #D-57-42
- 6 Use big block flapper valve for smog legal applications.
- 7 Will not fit vehicles equipped with a "Body Lift"

- 10 Spark plug boots are changed from stock.
- 12 May require relocation of brake/fuel lines.
- 16 Direct replacement for factory manifold, installation hardware kit included.
- 23 Will not fit P-Head.
- 29 Matching mid-pipes available.



Truck & SUV Cat4ward® & Shorty Headers

Year	Engine	Application	Emission Code	Description	Tube Size (in)	Notes	Stainless Steel	Silver Ceramic	Titanium Ceramic
CHEVROLET & GMC Trucks and SUVs (Cont)									
C/K SERIES PICK UP									
96-00	5.0/5.7L	w/o air inj	1	Cat4ward® Shorty	1 1/2"	5,16	1832S	1832SJS	1832SJT
96-00	7.4L	w/o air inj, w/ egr	1	Cat4ward® Shorty	1 3/4"	3,4,5,10,29	1822S	1822SJS	1822SJT
96-00	7.4L	w/ air inj, w/ egr	1	Cat4ward® Shorty	1 3/4"	3,4,5,10,29	1823S	1823SJS	1823SJT
92-95	7.4L	2500 / 3500	1	Cat4ward® Shorty	1 3/4"	3,4,5,10,29	1822S-1	1822S-1JS	-
88-95	5.0/5.7L	w/o air inj	1	Cat4ward® Shorty	1 1/2"	5,16,29	1830S	1830SJS	1830SJT
88-95	4.3L	w/o air inj	1	Cat4ward® Shorty	1 1/2"	5,10,16,29	1840S	1840SJS	-
88-93	7.4L	454SS w/ air inj	1	Cat4ward® Shorty	1 3/4"	3,4,5,10,29	1822S-2	1822S-2JS	-
88-93	7.4L	454SS w/o air inj	1	Cat4ward® Shorty	1 3/4"	3,4,5,10,29	-	1822S-3JS	-
1987	5.0/5.7L	w/o air inj	1	Cat4ward® Shorty	1 5/8"	5,10,16	1830S-4	1830S-4JS	-
65-86	5.0/5.7L	Carb, w/o air inj	1	Cat4ward® Shorty	1 5/8"	3,5,6,10,29	1830S-6	1830S-6JS	1830S-6JT
S-10									
02-03	4.3L	4wd	1	Cat4ward® Shorty	1 1/2"	5,7,10,16	1840S-3	1840S-3JS	1840S-3JT
02-03	4.3L	2wd	1	Cat4ward® Shorty	1 1/2"	5,7,10,16	1840S-4	1840S-4JS	-
96-01	4.3L	4wd w/o air inj	1	Cat4ward® Shorty	1 1/2"	5,7,10,16	1842S-3	-	1842S-3JT
88-95	4.3L	2wd	1	Cat4ward® Shorty	1 1/2"	5,7,10,16	1840S-4	1840S-4JS	-
88-95	4.3L	4wd	1	Cat4ward® Shorty	1 1/2"	5,7,10,12,16	1840S-3	1840S-3JS	1840S-3JT
SILVERADO / SIERRA									
2019	5.3/6.2L	All	1	Cat4ward® Shorty	1 3/4"	16	1850S-5	1850S-5JS	-
17-19	6.2L SFI	2500	1	Cat4ward® Shorty	1 5/8"	16	1850S-2	1850S-2JS	1850S-2JT
17-18	6.0L	2500/3500 HD	1	Cat4ward® Shorty	1 5/8"	16	1850S-2	1850S-2JS	1850S-2JT
14-16	6.0L	2500/3500 HD	1	Cat4ward® Shorty	1 5/8"	5,16	1850S-2	1850S-2JS	1850S-2JT
17-19	6.2L DFI	Legacy Only	1	Cat4ward® Shorty	1 5/8"	16	1850S-4	1850S-4JS	1850S-4JT
14-16	6.2L DFI	All	1	Cat4ward® Shorty	1 5/8"	5,16	1850S-4	1850S-4JS	1850S-4JT
16-18	5.3L DFI	All	1	Cat4ward® Shorty	1 5/8"	16	1850S-4	1850S-4JS	1850S-4JT
14-15	5.3L DFI	All	1	Cat4ward® Shorty	1 5/8"	5,16	1850S-4	1850S-4JS	1850S-4JT
17-19	4.3L	17-18 All, 19 Legacy Only	1	Cat4ward® Shorty	1 5/8"	5,10,16	1842S-10	1842S-10JS	1842S-10JT
14-16	4.3L	All	1	Cat4ward® Shorty	1 5/8"	5,10,16	1842S-10	1842S-10JS	1842S-10JT
07-14	6.0/6.2L	w/o egr, SFI	1	Cat4ward® Shorty	1 5/8"	5,16	1850S-2	1850S-2JS	1850S-2JT
03-13	4.3L	All	1	Cat4ward® Shorty	1 1/2"	5,16	1842S-9	1842S-9JS	1842S-9JT
03-06	6.0L	w/o egr	1	Cat4ward® Shorty	1 5/8"	5,16	1850S-3	1850S-3JS	1850S-3JT
02-13	4.8/5.3L	w/o egr	1	Cat4ward® Shorty	1 5/8"	5,16	1850S-2	1850S-2JS	1850S-2JT
01-03	8.1L	w/o air inj, w/o egr	1	Cat4ward® Shorty	1 3/4"	3,4,5,10,29	1860S	1860SJS	-
99-02	4.3L	w/o air inj	1	Cat4ward® Shorty	1 1/2"	5,16	1842S-2	1842S-2JS	-
99-02	6.0L	w/o air w/egr	1	Cat4ward® Shorty	1 5/8"	5,16	1850S-1	1850S-1JS	-
99-01	4.8/5.3L	w/o air inj, w/ egr	1	Cat4ward® Shorty	1 5/8"	5,16	1850S	1850SJS	1850SJT



Truck & SUV Cat4ward® & Shorty Headers

Year	Engine	Application	Emission Code	Description	Tube Size (in)	Notes	Stainless Steel	Silver Ceramic	Titanium Ceramic
CHEVROLET & GMC Trucks and SUVs (Cont)									
SUBURBAN / YUKON XL									
17-19	6.2L DFI	All	1	Cat4ward® Shorty	1 5/8"	16	1850S-4	1850S-4JS	1850S-4JT
15-16	6.2L DFI	All	1	Cat4ward® Shorty	1 5/8"	5,16	1850S-4	1850S-4JS	1850S-4JT
16-19	5.3L DFI	All	1	Cat4ward® Shorty	1 5/8"	16	1850S-4	1850S-4JS	1850S-4JT
14-15	5.3L DFI	All	1	Cat4ward® Shorty	1 5/8"	5,16	1850S-4	1850S-4JS	1850S-4JT
07-14	6.0/6.2L	w/o egr, SFI	1	Cat4ward® Shorty	1 5/8"	5,16	1850S-3	1850S-3JS	1850S-3JT
03-06	6.0L	w/o egr	1	Cat4ward® Shorty	1 5/8"	5,16	1850S-3	1850S-3JS	1850S-3JT
2014	5.3L	w/o egr	1	Cat4ward® Shorty	1 5/8"	16	1850S-2	1850S-2JS	1850S-2JT
02-13	4.8/5.3L	w/o egr	1	Cat4ward® Shorty	1 5/8"	5,16	1850S-2	1850S-2JS	1850S-2JT
01-03	8.1L	w/o air inj	1	Cat4ward® Shorty	1 3/4"	3,4,5,10,29	1860S	1860SJS	-
99-02	6.0L	w/o air w/egr	1	Cat4ward® Shorty	1 5/8"	5,16	1850S-1	1850S-1JS	-
99-01	4.8/5.3L	w/o air inj, w/ egr	1	Cat4ward® Shorty	1 5/8"	5,16	1850S	1850SJS	1850SJT
96-00	5.0/5.7L	w/o air inj	1	Cat4ward® Shorty	1 1/2"	5,16	1832S	1832SJS	1832SJT
96-00	7.4L	w/o air inj, w/o egr	1	Cat4ward® Shorty	1 3/4"	3,4,5,10,29	1822S	1822SJS	1822SJT
96-00	7.4L	w/ air inj, w/ egr	1	Cat4ward® Shorty	1 3/4"	3,4,5,10,29	1823S	1823SJS	1823SJT
92-95	7.4L	2500/3500	1	Cat4ward® Shorty	1 3/4"	3,4,5,10,24,29	1822S-1	1822S-1JS	-
92-95	5.0/5.7L	w/o air inj	1	Cat4ward® Shorty	1 1/2"	5,16	1830S	1830SJS	1830SJT
87-91	5.0/5.7L	w/o air inj	1	Cat4ward® Shorty	1 5/8"	5,10,16	1830S-4	1830S-4JS	-
65-86	5.0/5.7L	Carb, w/o air inj	1	Cat4ward® Shorty	1 5/8"	3,5,6,10	1830S-6	1830S-6JS	1830S-6JT
TAHOE / YUKON									
17-19	6.2L DFI	All	1	Cat4ward® Shorty	1 5/8"	16	1850S-4	1850S-4JS	1850S-4JT
15-16	6.2L DFI	All	1	Cat4ward® Shorty	1 5/8"	5,16	1850S-4	1850S-4JS	1850S-4JT
16-18	5.3L DFI	All	1	Cat4ward® Shorty	1 5/8"	16	1850S-4	1850S-4JS	1850S-4JT
2015	5.3L DFI	All	1	Cat4ward® Shorty	1 5/8"	5,16	1850S-4	1850S-4JS	1850S-4JT
15-16	6.0/6.2L	w/o egr	1	Cat4ward® Shorty	1 5/8"	5,16	1850S-2	1850S-2JS	1850S-2JT
2014	5.3L	w/o egr	1	Cat4ward® Shorty	1 5/8"	16	1850S-2	1850S-2JS	1850S-2JT
07-13	6.0/6.2L	w/o egr	1	Cat4ward® Shorty	1 5/8"	5,16	1850S-2	1850S-2JS	1850S-2JT
03-06	6.0L	w/o egr	1	Cat4ward® Shorty	1 5/8"	5,16	1850S-3	1850S-3JS	1850S-3JT
02-13	4.8/5.3L	w/o egr	1	Cat4ward® Shorty	1 5/8"	5,16	1850S-2	1850S-2JS	1850S-2JT
99-01	4.8/5.3L	w/o air inj, w/ egr	1	Cat4ward® Shorty	1 5/8"	5,16	1850S	1850SJS	1850SJT
96-00	5.0/5.7L	w/o air inj	1	Cat4ward® Shorty	1 1/2"	5,16	1832S	1832SJS	1832SJT

3 Installation requires welding/modification to exhaust system.

4 Requires Y-Pipe.

5 50-State Smog Legal header; CARB E#D-57-42

6 Use big block flapper valve for smog legal applications.

10 Spark plug boots are changed from stock.

12 May require relocation of brake/fuel lines.

16 Direct replacement for factory manifold, installation hardware kit included.

17 Complete header and Y-pipe or down pipe system, installation hardware included.

24 Will not fit 454SS

29 Matching mid-pipes available.



Truck & SUV Cat4ward® & Shorty Headers

Year	Engine	Application	Emission Code	Description	Tube Size (in)	Notes	Stainless Steel	Silver Ceramic	Titanium Ceramic
DODGE Trucks and SUVs									
DAKOTA									
04-07	4.7L	All	1	Cat4ward® Shorty	1 1/2"	5,16	1949S-2	1949S-2JS	1949S-2JT
00-03	4.7L	All	1	Cat4ward® Shorty	1 1/2"	5,16	1949S	1949SJS	-
96-03	5.2/5.9L	All	1	Cat4ward® Shorty	1 1/2"	5,16,29	1945S-1	1945S-1JS	1945S-1JT
96-03	3.9L	All	1	Cat4ward® Shorty	1 1/2"	5,16,29	1939S	1939SJS	-
92-95	3.9L	All	1	Cat4ward® Shorty	1 1/2"	5,16	1938S	-	-
DURANGO									
04-08	5.7L HEMI	All	1	Cat4ward® System	1 5/8	3,5,17	1962S	1962SJS	1962SJT
00-03	4.7L	All	1	Cat4ward® Shorty	1 1/2	5,16	1949S	1949SJS	-
96-03	5.2/5.9L	All	1	Cat4ward® Shorty	1 1/2	5,16,29	1945S-1	1945S-1JS	1945S-1JT
RAM									
19-21	5.7L HEMI	1500 Only	1	Cat4ward® Shorty	1 5/8"	5,16	1961S-3	1961S-3JS	-
18-19	5.7L HEMI	1500 Only	1	Cat4ward® Shorty	1 5/8"	5,16	1961S-2	1961S-2JS	1961S-2JT
09-17	5.7L HEMI	1500 Only	1	Cat4ward® Shorty	1 5/8"	5,16	1961S-2	1961S-2JS	1961S-2JT
04-07	4.7L	All	1	Cat4ward® Shorty	1 1/2"	5,16	1949S-2	1949S-2JS	1949S-2JT
03-08	5.7L HEMI	All	1	Cat4ward® Shorty	1 5/8"	5,16	1961S-1	1961S-1JS	1961S-1JT
02-08	3.7L	All	1	Cat4ward* Shorty	1 1/2"	5,16	1931S	-	-
02-03	4.7L	All	1	Cat4ward® Shorty	1 1/2"	5,16	1949S-1	1949S-1JS	1949S-1JT
96-03	3.9L	All	1	Cat4ward® Shorty	1 1/2"	5,16,29	1939S	1939SJS	-
96-03	5.2/5.9L	All	1	Cat4ward® Shorty	1 1/2"	5,16	1945S-1	1945S-1JS	1945S-1JT
96-02	8.0L	All	1	Cat4ward® Shorty	1 1/2"	5,16	1950S	-	-
92-95	3.9L	All	1	Cat4ward® Shorty	1 1/2"	5,16	1938S	-	-
FORD Trucks and SUVs									
BRONCO / BRONCO II									
87-95	5.0L	All	1	Cat4ward® Shorty	1 1/2"	5,16	1627S	1627SJS	-
86-96	5.8L	All	1	Cat4ward® Shorty	1 5/8"	5,16	1628S	1628SJS	1628SJT
EXPEDITION									
97-03	4.6L	All	1	Cat4ward® Shorty	1 1/2"	5,16	1677S	1677SJS	-
97-03	5.4L	All	1	Cat4ward® Shorty	1 1/2"	5,16	1679S	1679SJS	1679SJT
EXPLORER & SPORT TRACK									
97-11	4.0L OHC	w/ Driver side Egr	1	Cat4ward® Shorty	1 1/2"	5,16	1674S-1	1674S-1JS	1674S-1JT

5 50-State Smog Legal header; CARB EO #D-57-42

16 Direct replacement for factory manifold, installation hardware kit included.

17 Complete header and Y-pipe or down pipe system, installation hardware included.

29 Matching mid-pipes available.



Truck & SUV Cat4ward® & Shorty Headers

Year	Engine	Application	Emission Code	Description	Tube Size (in)	Notes	Stainless Steel	Silver Ceramic	Titanium Ceramic
FORD Trucks and SUVs (Cont)									
F SERIES (F150,F250,F350,SuperDuty)									
15-20	5.0L	All	1	Cat4ward® Shorty	1 3/4"	5,16	1683S	1683SJS	1683SJT
15-17	3.5L	All	1	Cat4ward® Shorty	1 5/8"	16	1682S	1682SJS	1682SJT
11-14	3.7L	All	1	Cat4ward® Shorty	1 5/8"	5,16	1682S	1682SJS	1682SJT
11-14	5.0L	All	1	Cat4ward® Shorty	1 5/8"	5,16	1688S	1688SJS	1688SJT
05-10	5.4L 3V	F-250/350/450/SD	1	Cat4ward® Shorty	1 5/8"	5,16	1676S-1	1676S-1JS	1676S-1JT
05-10	6.8L 3V	F-250/F-350	1	Cat4ward® Shorty	1 1/2"	5,16	1670S	1670SJS	1670SJT
04-10	5.4L 3V	F-150/Raptor	1	Cat4ward® Shorty	1 5/8"	5,16	1676S	1676SJS	1676SJT
04-08	4.6L	All	1	Cat4ward® Shorty	1 1/2"	5,16	1687S	1687SJS	1687SJT
99-04	6.8L 2V	Super Duty w/o egr	1	Cat4ward® Shorty	1 1/2"	5,16	1669S	-	-
97-03	5.4L	F-150	1	Cat4ward® Shorty	1 1/2"	5,16	1679S	1679SJS	1679SJT
97-03	4.6L	All	1	Cat4ward® Shorty	1 1/2"	5,16	1677S	1677SJS	-
87-95	5.0L	All	1	Cat4ward® Shorty	1 1/2"	5,16	1627S	1627SJS	-
86-96	5.8L	F-150 w/o air inj	1	Cat4ward® Shorty	1 5/8"	5,16	1628S	1628SJS	1628SJT
MOTORHOME									
99-04	6.8L 2V	w/o egr, Class A	1	Cat4ward® Shorty	1 1/2"	5,16	1669S	-	-
RANGER									
02-08	3.0L	w/o egr	1	Cat4ward® Shorty	1 1/2"	5,16	1647S-1	-	1647S-1JT
98-01	3.0L	w/ egr	1	Cat4ward® Shorty	1 1/2"	5,16	1647S	1647SJS	1647SJT
97-11	4.0L OHC	w/ Driver side egr	1	Cat4ward® Shorty	1 1/2"	5,16	1674S-1	1674S-1JS	1674S-1JT
95-97	4.0L OHV	All	1	Cat4ward® System	1 1/2"	5,17	1634S	-	-
HUMMER									
H2 / SUT									
07-13	6.0/6.2L	w/o egr	1	Cat4ward® Shorty	1 5/8"	5,16	1850S-2	1850S-2JS	1850S-2JT
03-06	6.0L	w/o egr	1	Cat4ward® Shorty	1 5/8"	5,16	1850S-3	1850S-3JS	1850S-3JT
INFINITI									
QX56									
11-13	5.6L	Round Port Only - VK56VD Code	1	Cat4ward® Shorty	1 3/4"	3,5,16	1411S	1411SJS	-
08-10	5.6L	Oval Port Only - VK56DE Code	1	Cat4ward® Shorty	1 5/8"	3,5,16	1400S	1400SJS	1400SJT
QX80									
17-20	5.6L	Round Port Only - VK56VD Code	1	Cat4ward® Shorty	1 3/4"	3,16	1411S	1411SJS	-
2016	5.6L	Round Port Only - VK56VD Code	1	Cat4ward® Shorty	1 3/4"	3,5,16	1411S	1411SJS	-
14-15	5.6L	Round Port Only - VK56VD Code	1	Cat4ward® Shorty	1 3/4"	3,5,16	1411S	1411SJS	-
08-10	5.6L	Oval Port Only - VK56DE Code	1	Cat4ward® Shorty	1 5/8"	3,5,16	1400S	1400SJS	1400SJT

3 Installation requires welding/modification to exhaust system.
5 50-State Smog Legal header; CARB EO #D-57-43
16 Direct replacement for factory manifold, installation hardware kit included.
17 Complete header and Y-pipe or down pipe system, installation hardware included.
29 Matching mid-pipes available, mid-pipes are not emissions legal.



Truck & SUV Cat4ward® & Shorty Headers

Year	Engine	Application	Emission Code	Description	Tube Size (in)	Notes	Stainless Steel	Silver Ceramic	Titanium Ceramic
JEEP									
LIBERTY									
05-09	3.7L	All	1	Cat4ward® Shorty	1 1/2"	5,16	1930S	-	-
WRANGLER / WRANGLER UNLIMITED									
07-11	3.8L	All	1	Cat4ward® Shorty	1 1/2"	5,16	1528S	1528SJS	1528SJT
00-06	4.0L	All	1	Cat4ward® Shorty	1 1/2"	5,16	1527S	1527SJS	1527SJT
91-99	4.0L	All	1	Cat4ward® Shorty	1 1/2"	5,16,29	1526S	1526SJS	1526SJT
LINCOLN Trucks and SUVs									
BLACKWOOD									
04-10	5.4L 3V	All	1	Cat4ward® Shorty	1 5/8"	5,16	1676S	1676SJS	1676SJT
NAVIGATOR									
98-03	5.4L 2V	All	1	Cat4ward® Shorty	1 1/2"	5,16	1679S	1679SJS	1679SJT
NISSAN Trucks									
ARMADA									
17-20	5.6L	Round Port Only - VK56VD Code	1	Cat4ward® Shorty	1 3/4"	3,16	1411S	1411SJS	-
2016	5.6L	Round Port Only - VK56VD Code	1	Cat4ward® Shorty	1 3/4"	3,5,16	1411S	1411SJS	-
04-15	5.6L	Oval Port Only - VK56DE Code	1	Cat4ward® Shorty	1 5/8"	3,5,16	1400S	1400SJS	1400SJT
FRONTIER									
17-19	4.0L	All	1	Cat4ward® Shorty	1 5/8"	16	1410S	1410SJS	1410SJT
05-16	4.0L	All	1	Cat4ward® Shorty	1 5/8"	5,16	1410S	1410SJS	1410SJT
PATHFINDER									
08-12	5.6L	Oval Port Only - VK56DE Code	1	Cat4ward® Shorty	1 5/8"	3,5,16	1400S	1400SJS	1400SJT
05-12	4.0L	All	1	Cat4ward® Shorty	1 5/8"	5,16	1410S	1410SJS	1410SJT
TITAN									
17-20	5.6L	Round Port Only - VK56VD Code	1	Cat4ward® Shorty	1 3/4"	3,16	1411S	1411SJS	-
2016	5.6L	Round Port Only - VK56VD Code	1	Cat4ward® Shorty	1 3/4"	3,5,16	1411S	1411SJS	-
04-15	5.6L	Oval Port Only - VK56DE Code	1	Cat4ward® Shorty	1 5/8"	3,5,16	1400S	1400SJS	1400SJT
XTERRA									
05-15	4.0L	All	1	Cat4ward® Shorty	1 5/8"	5,16	1410S	1410SJS	1410SJT
NISSAN Trucks									
ARMADA									
17-20	5.6L	Round Port Only - VK56VD Code	1	Cat4ward® Shorty	1 3/4"	3,16	1411S	1411SJS	-
2016	5.6L	Round Port Only - VK56VD Code	1	Cat4ward® Shorty	1 3/4"	3,5,16	1411S	1411SJS	-
04-15	5.6L	Oval Port Only - VK56DE Code	1	Cat4ward® Shorty	1 5/8"	3,5,16	1400S	1400SJS	1400SJT
FRONTIER									
17-19	4.0L	All	1	Cat4ward® Shorty	1 5/8"	16	1410S	1410SJS	1410SJT
05-16	4.0L	All	1	Cat4ward® Shorty	1 5/8"	5,16	1410S	1410SJS	1410SJT
PATHFINDER									
08-12	5.6L	Oval Port Only - VK56DE Code	1	Cat4ward® Shorty	1 5/8"	3,5,16	1400S	1400SJS	1400SJT
05-12	4.0L	All	1	Cat4ward® Shorty	1 5/8"	5,16	1410S	1410SJS	1410SJT
TITAN									
17-20	5.6L	Round Port Only - VK56VD Code	1	Cat4ward® Shorty	1 3/4"	3,16	1411S	1411SJS	-
2016	5.6L	Round Port Only - VK56VD Code	1	Cat4ward® Shorty	1 3/4"	3,5,16	1411S	1411SJS	-
04-15	5.6L	Oval Port Only - VK56DE Code	1	Cat4ward® Shorty	1 5/8"	3,5,16	1400S	1400SJS	1400SJT
XTERRA									
05-15	4.0L	All	1	Cat4ward® Shorty	1 5/8"	5,16	1410S	1410SJS	1410SJT

3 Installation requires welding/modification to exhaust system.
5 50-State Smog Legal header; C.A.R.B. E.O. # D-57-XX
16 Direct replacement for factory manifold, installation hardware kit included.
17 Complete header and Y-pipe or down pipe system, installation hardware included.
29 Matching mid-pipes available, mid-pipes are not emissions legal.



Truck & SUV Cat4ward® & Shorty Headers

Year	Engine	Application	Emission Code	Description	Tube Size (in)	Notes	Stainless Steel	Silver Ceramic	Titanium Ceramic
TOYOTA Trucks and SUVs									
4RUNNER									
18-19	4.0L	All	1	Cat4ward® Shorty	1 5/8"	3,16	2035S-3	2035S-3JS	2035S-3JT
13-17	4.0L	All	1	Cat4ward® Shorty	1 5/8"	3,5,16	2035S-3	2035S-3JS	2035S-3JT
03-09	4.0L	w/o air inj	1	Cat4ward® Shorty	1 1/2"	3,5,16	2035S	2035SJS	2035SJT
FJ CRUISER									
13-14	4.0L	All	1	Cat4ward® Shorty	1 5/8"	3,5,16	2035S-3	2035S-3JS	2035S-3JT
07-09	4.0L	w/o air inj	1	Cat4ward® Shorty	1 1/2"	3,5,16	2035S	2035SJS	2035SJT
SEQUOIA									
10-12	4.6L	All	1	Cat4ward® Shorty	1 5/8"	5,16	2014S	-	-
15-19	5.7L	All	1	Cat4ward® Shorty	1 5/8"	16	2012S	2012SJS	2012SJT
07-14	5.7L	All	1	Cat4ward® Shorty	1 5/8"	5,16	2012S	2012SJS	2012SJT
08-09	4.7L	All	1	Cat4ward® Shorty	1 1/2"	5,16	2013S	-	-
05-07	4.7L	All	1	Cat4ward® Shorty	1 1/2"	5,16	2011S	2011SJS	2011SJT
00-04	4.7L	All	1	Cat4ward® Shorty	1 1/2"	5,16	2010S	2010SJS	2010SJT
TACOMA									
05-08	4.0L	w/o air inj	1	Cat4ward® Shorty	1 1/2"	3,5,16	2035S	2035SJS	2035SJT
01-04	3.4L	w/o egr	1	Cat4ward® System	1 1/2"	3,5,17	2032S	2032SJS	2032SJT
95-00	3.4L	w/o egr	1	Cat4ward® System	1 1/2"	3,5,17	2032S-1	2032S-1JS	-
TUNDRA									
17-18	4.6L	All	1	Cat4ward® Shorty	1 5/8"	16	2014S	-	-
10-16	4.6L	All	1	Cat4ward® Shorty	1 5/8"	5,16	2014S	-	-
17-19	5.7L	All	1	Cat4ward* Shorty	1 5/8"	16	2012S	2012SJS	2012SJT
07-16	5.7L	All	1	Cat4ward* Shorty	1 5/8"	5,16	2012S	2012SJS	2012SJT
07-09	4.7L	All	1	Cat4ward* Shorty	1 1/2"	5,16	2013S	-	-
05-06	4.7L	All	1	Cat4ward® Shorty	1 1/2"	5,16,55	2011S	2011SJS	2011SJT
00-04	4.7L	All	1	Cat4ward® Shorty	1 1/2"	5,16,55	2010S	2010SJS	2010SJT
05-06	4.0L	All	1	Cat4ward® Shorty	1 1/2"	3,5,16	2035S	2035SJS	2035SJT

3 Installation requires welding/modification to exhaust system.

5 50-State Smog Legal header; C.A.R.B. E.O. # D-57-XX

16 Direct replacement for factory manifold, installation hardware kit included.

17 Complete header and Y-pipe or down pipe system, installation hardware included.

29 Matching mid-pipes available, mid-pipes are not emissions legal.

55 Matching Y-pipe available.

LONG TUBE HEADERS

CLOSED COURSE COMPETITION HEADERS - 409 SERIES

3

JBA long tube headers are the number one choice for maximum performance gains and high RPM efficiency. These long tube designs are dyno and race proven to deliver the greatest possible increase in horsepower and torque throughout the RPM range. All JBA long tube headers feature large mandrel-bent stainless steel primary tubes, oversized exhaust ports, extra thick 3/8 one piece flanges, and proprietary JBA Firecone® merged collectors for smooth flow. Each system is designed to give the maximum amount of ground clearance possible so lowered cars do not drag the collectors. Each system includes high quality hardware and thorough instructions for a professional no-leak installation. **For closed course competition use only.**

1. 3/8" Thick CNC Laser-Cut Flanges

2. Patented JBA Firecone® Collector

3. O2 Sensor Provisions (for EFI Applications)



5. Oversized Exhaust Ports

4. Large Diameter Mandrel-Bent Steel Tubes

JBA HEADER FEATURES:

- | | | |
|---|---|---|
| 1. 3/8" thick CNC laser-cut flanges | → | Prevents leaks caused by warping |
| 2. Proprietary JBA Firecone® merged collector | → | Increased hp/tq, improved exhaust scavenging |
| 3. O2 sensor provisions | → | Standard on EFI headers for proper connection |
| 4. Large mandrel-bent stainless steel primary tubes | → | Maximum flow and high RPM efficiency |
| 5. Oversized exhaust ports | → | Accommodates ported cylinder heads |

JBA HEADER BENEFIT:

LONG TUBE HEADERS

CLOSED COURSE COMPETITION HEADERS - 304 SERIES

3

JBA is proud to introduce a new bench-mark in header design and quality. JBA's new **304 Series** headers elevate our award winning designs to a new level by taking our most popular and track-proven applications to a state of the art standard using higher corrosion resistant 304 series stainless steel. JBA's new **304 Series** headers feature 100% 304 Series Stainless Steel construction including new 304 flanges, longer smoother 304 merged collectors and strong 304 primary tubing. Most notably significant advancements in the design of our Proprietary **JBA Firecone®** have been made by extending a new longer concave design deep within the collector for the smoothest flow on the market. Available in natural finish or a meticulously hand polished mirror finish. Each system includes high quality hardware and thorough instructions for a professional no-leak installation. **For closed course competition use only.**

1. 3/8" Thick CNC Laser-Cut Flanges

2. Patented JBA Firecone® Collector

3. O2 Sensor Provisions (for EFI Applications)



5. Oversized Exhaust Ports

4. Large Diameter Mandrel-Bent Steel Tubes

JBA HEADER FEATURES:

- | | |
|---|---|
| 1. 3/8" thick CNC laser-cut flanges | → Prevents leaks caused by warping |
| 2. Proprietary JBA Firecone® merged collector | → Increased hp/tq, improved exhaust scavenging |
| 3. O2 sensor provisions | → Standard on EFI headers for proper connection |
| 4. Large mandrel-bent stainless steel primary tubes | → Maximum flow and high RPM efficiency |
| 5. Oversized exhaust ports | → Accommodates ported cylinder heads |

JBA HEADER BENEFIT:



Automotive Long Tube Headers

Year	Engine	Application	Emission Code	Description	Tube Size (in)	Notes	409 Series Stainless	409 Silver Ceramic	409 Titanium Ceramic	304 Stainless	304 Polished Stainless
CHEVROLET Cars											
CAMARO											
16-19	6.2L	All	3	Long tube	1 7/8"	3,29,57	6816S	6816SJS	6816SJT	-	-
10-15	6.2L	All	3	Long tube	1 7/8"	3,29,57,60	6813S	6813SJS	6813SJT	-	-
CORVETTE											
14-18	6.2L LT1	ALL	3	4-2-1 Long tube	1 7/8"	3,29,57,59,60	-	-	-	-	36823S
05-13	6.0/6.2L	All	3	Long tube	1 3/4"	3,57,60	6819S	6819SJS	-	-	-
01-04	5.7L	All	3	Long tube	1 3/4"	3,57,60	-	6818SJS	-	-	-
97-00	5.7L	All	3	Long tube	1 3/4"	3,57,60	6817S	-	6817SJT	-	-
SS											
14-17	6.2L	All	3	Long tube	1 7/8"	3,29,57,60	6815S	6815SJS	6815SJT	-	-
CHRYSLER Cars											
300C											
05-18	5.7/6.1L/6.4L	rwd	3	Long tube	1 7/8"	3,29,57,60	6966S	6966SJS	6966SJT	-	-
05-18	5.7/6.1L/6.4L	rwd	3	Long tube	1 3/4"	3,29,57,60	6965S	6965SJS	6965SJT	-	36965S
DODGE Cars											
CHALLENGER											
15-19	6.2L	HELLCAT / DEMON	3	Long tube	1 7/8"	3,29,57,60	6966S	6966SJS	6966SJT	-	-
15-19	6.2L	HELLCAT / DEMON	3	Long tube	1 3/4"	3,29,57,60	6965S	6965SJS	6965SJT	-	36965S
08-19	5.7/6.1L/6.4L	All	3	Long tube	1 7/8"	3,29,57,60	6966S	6966SJS	6966SJT	-	-
08-19	5.7/6.1L/6.4L	All	3	Long tube	1 3/4"	3,29,57,60	6965S	6965SJS	6965SJT	-	36965S
CHARGER											
15-19	6.2L	HELLCAT	3	Long tube	1 7/8"	3,29,57,60	6966S	6966SJS	6966SJT	-	-
15-19	6.2L	HELLCAT	3	Long tube	1 3/4"	3,29,57,60	6965S	6965SJS	6965SJT	-	36965S
05-19	5.7/6.1L/6.4L	rwd	3	Long tube	1 7/8"	3,29,57,60	6966S	6966SJS	6966SJT	-	-
05-19	5.7/6.1L/6.4L	rwd	3	Long tube	1 3/4"	3,29,57,60	6965S	6965SJS	6965SJT	-	36965S
MAGNUM											
05-10	5.7/6.1L/6.4L	All	3	Long tube	1 7/8"	3,29,57,60	6966S	6966SJS	6966SJT	-	-
05-10	5.7/6.1L/6.4L	All	3	Long tube	1 3/4"	3,29,57,60	6965S	6965SJS	6965SJT	-	36965S

1 Fits most Z-bars. Vehicles may require Z-Bar modification or new JBA Z-Bar P/N 1650Z for proper fit.

3 Installation requires welding/modification to exhaust system.

14 Available Ignition wire part number W0850 = 11.5" total length. Part number W0807 = 9.5" total length.

29 Matching mid-pipes available, mid-pipes are not emissions legal.

39 Will not fit standard 390 cylinder head. Head flange is designed for 14 bolt 390 GT cylinder head only.

41 Fits most rack and pinion conversions.

42 Fits with power steering when 6656P JBA power steering ram drop down bracket is used.

48 Fits 5 speed transmission w/ aftermarket cross member.

50 Also fits aluminum FE Shelby block.

57 Header equipped with O2 Sensor provisions

59 4-2-1 Header design increases mid-range HP & Torque

60 O2 Sensor extensions included

61 Fits Mustang II style Rack & Pinion front suspension

64 Will fit with Borgeson Power Steering Box Conversion

65 Must use 66 1/2 or later frame brackets (approx. 1" higher than 65 and early 66 style)

66 Will not fit with C6 Transmission

67 Mid-length header design



Automotive Long Tube Headers

Year	Engine	Application	Emission Code	Description	Tube Size (in)	Notes	409 Series Stainless	409 Silver Ceramic	409 Titanium Ceramic	304 Stainless	304 Polished Stainless
FORD Cars											
BRONCO											
66-77	260-302	4wd	2	Long tube	1 5/8"	3,23,70	6618S	6618SJS	-	-	-
COBRA / MACH 1 / GT500											
07-14	5.4/5.8L 4V	GT500	3	Long tube	1 7/8"	3,29,57				36696SN	-
07-14	5.4/5.8L 4V	GT500	3	Long tube	1 3/4"	3,29,57	6695S	6695SJS	6695SJT	-	-
99-04	4.6L 4V	Cobra/ Mach 1	3	Long tube	1 5/8"	3,29,57	6635S	-	-	-	-
MUSTANG											
15-19	5.0L	All	3	Long tube	1 7/8"	3,29,57	6689S	6689SJS	-	-	36689S
11-14	5.0L	All	3	Long tube	1 7/8"	3,29,57	6685S	6685SJS	6685SJT	-	-
05-10	4.6L 3V	GT	3	Long tube 2.5 collector	1 5/8"	3,29,57,60	6675S	6675SJS	6675SJT	-	-
05-10	4.6L 3V	GT	3	Long tube 3 collector	1 5/8"	3,29,57,60	6673S	6673SJS	6673SJT	-	-
96-04	4.6L 2V	GT	3	Long tube	1 5/8"	3,29,57	6632S	-	6632SJT	-	-
67-70	390GT/427/428/CJ	w/ C6/4 spd trans.	2	Long tube Tri-Y	1 3/4"	3,29,41,42	6655S	6655SJS	6655SJT	-	-
65-73	289/302	w/ 4spd/C4/C6/AOD trans	2	Long tube	1 3/4"	1,3,29,42	6610S	6610SJS	-	-	-
65-73	289/302	w/ 5spd/T5/T56 trans.	2	Long tube	1 3/4"	1,3,29,42	6611S	6611SJS	-	36611SN	-
65-73	351W	w/ 4spd/C4/C6/AOD trans	2	Long tube	1 3/4"	1,3,42,64	6616S	6616SJS	6616SJT	-	-
65-73	289-351W	w/ Mustang II Susp.	2	Long tube	1 3/4"	3,58,61,73,74	6612S	6612SJS	6612SJT	-	-
71-73	351W	w/ Borgeson PS / No C6 / No AOD Trans	2	Long tube	1 5/8"	3,23,29,42,48,64,65,66	6613S	6613SJS	-	-	-
65-73	289/302	w/ Borgeson PS / No C6 / No AOD Trans	2	Long tube	1 5/8"	3,23,29,42,48,64,65,66	6613S	6613SJS	-	-	-
65-70	289/302	w/ C4 or 4 spd trans.	2	Long tube Tri-Y	1 1/2"	3,29	6651S	6651SJS	6651SJT	-	-
65-70	289/302	Detroit Speed Alumina Frame	2	304SS Mid-length	1 5/8"	67, 71	-	-	-	-	31658S
PONTIAC Cars											
GTO											
04-06	5.7L/6.0L	All	3	Long tube	1 3/4"	3,29,57,60	6809S	6809SJS	6809SJT	-	-




MID-PIPES

CLOSED COURSE COMPETITION MID-PIPES - 409 SERIES

3

JBA mid-pipes are the perfect compliment to your JBA Headers or JBA Exhaust system. These systems open up the flow on exhaust systems for a dramatic increase in performance and improved sound. They are available for many popular applications as a stand alone upgrade or an addition to existing JBA product. Each system is application specific and optimized for your vehicle to get a perfect fit every time. They feature smooth flowing mandrel-bent tubing, heavy duty flanges, factory style hangers and provisions for factory emissions equipment for a simple installation. **For closed course competition use only.**



JBA MID-PIPE FEATURES:

1. Large diameter mandrel-bent tubing
2. Factory style hangers
3. Heavy duty flanges
4. O² sensor provisions

JBA MID-PIPE BENEFIT:

- Increased hp/tq and improved throttle response
- Easy installation
- Durable connection with exhaust system
- Standard on EFI headers for proper connection

MID-PIPES

CLOSED COURSE COMPETITION MID-PIPES - 304 SERIES


3

To compliment JBA's new **304 Series** headers JBA has closed all the loop holes and added a higher corrosion resistant 304 series stainless steel mid-pipe for each application. JBA's new **304 Series** mid-pipes feature 100% 304 Series Stainless Steel construction. These systems open up the flow on exhaust systems for a dramatic increase in performance and improved sound. Each **304 Series** JBA mid-pipe is meticulously hand polished to a mirror finish before packaging and will retain that "Custom" look. Each system includes high quality hardware and thorough instructions for a professional no-leak installation. **For closed course competition use only.**

1. Large Diameter Mandrel-Bent Tubing

2. Factory Style Hangers

3. Heavy Duty Flanges



4. O₂ Sensor Provisions

JBA MID-PIPE FEATURES:

1. Large diameter mandrel-bent tubing
2. Factory style hangers
3. Heavy duty flanges
4. O₂ sensor provisions

JBA MID-PIPE BENEFIT:

- Increased hp/tq and improved throttle response
- Easy installation
- Durable connection with exhaust system
- Standard on EFI headers for proper connection



Automotive Mid-Pipes

Year	Engine	Application	Emission Codes	Description	Tube Size	Notes	409 Part No. Non-Catted	409 Part No. Catted	304 Part No. Non-Catted	304 Part No. Catted
FORD Cars										
COBRA / MACH 1 / GT500										
07-10	5.4L	For use w/ 6695S (3" - 3" Exhaust)	3	X-pipe	3"	56	-	66965XC	-	-
96-04	4.6L 4V	For use w/ 6635S headers	3	H-Pipe	2 1/2"	56	6632SH	-	-	-
MUSTANG										
14-19	2.3L Eco Boost	For use w/ 6689S/36689S headers & factory exhaust or 40-2645	1	Mid Pipes	3"	56	1748SD	-	31748SD	-
99-04	4.6L 2V	For use w/ 6632S headers	3	H-Pipe	2 1/2"	56	6632SH	-	-	-
65-73	289/302	For use w/ 1650S/1650S-2 headers	2	H-Pipe	2 1/2"	56	1650SH	-	-	-
65-73	289/302	For use w/ 1650S/1650S-2 headers	2	X-pipe	2 1/2"	56	1650SX	-	-	-
65-70	289/302	For use w/ 1650S/1650S-2 headers w/ T-5 trans.	2	H-Pipe	2 1/2"	56	1651SH	-	-	-
65-73	289/302	For use w/ 1650S/1650S-2 headers and AOD trans.	2	H-Pipe	2 1/2"	56	1652SH	-	-	-
65-73	351W	For use w/ 1653S headers	2	H-Pipe	2 1/2"	56	1653SH	-	-	-
65-73	351W	For use w/ 1655S	2	H-Pipe	2 1/2"	56	1655SH	-	-	-
65-73	351W	For use w/ 1655S headers, w/ T56 trans.	2	H-Pipe	2 1/2"	56	1656SH	-	-	-
65-73	351W	For use w/ 1653S headers, w/ AOD trans.	2	H-Pipe	2 1/2"	56	1657SH	-	-	-
65-73	289/302	For use w/ 6610S headers	2	H-Pipe	2 1/2"	56	6610SH	-	-	-
65-73	289/302	For use w/ 6611S/36611S headers	2	H-Pipe	2 1/2"	56	6611SH	-	36611SH	-
65-70	289/302	For use w/ 6613S headers 4sp/Auto	2	H-Pipe	2 1/2"	56	6613SH	-	-	-
65-70	289/302	For use w/ 6651S headers 4sp/Auto	2	H-Pipe	2 1/2"	56	6651SH	-	-	-
65-70	289/302	For use w/ 6651S headers 4sp/Auto	2	X-Pipe	2 1/2"	56	6651SX	-	-	-
67-70	390/427/428/CJ	For use w/ 6654S headers w/ T-5 trans.	2	H-Pipe	2 1/2"	56	6654SH	-	-	-
67-70	390/390GT/427/428/CJ	For use w/ 6655S or 6656S headers w/ 4sp/Auto	2	H-Pipe	2 1/2"	56	6655SH	-	-	-
CHEVROLET & GMC Trucks and SUVs										
AVALANCHE										
01-06	8.1L	For use w/ 1860S/1861S headers. w/ Allison trans.	4	Mid-Pipe	3"	5,56	1860SY	-	-	-
01-06	8.1L	For use w/ 1860S/1861S headers w/ 4L80-E trans.	4	Mid-Pipe	3"	5,56	1860SY-1	-	-	-
C/K SERIES PICK UP										
96-00	7.4L	For use w/ 1822S / 1823S headers	4	Mid-Pipe	3"	5,56	1822SY	-	-	-
92-95	7.4L	For use w/ 1822S-1	4	Y-Pipe	2.5"	5,56	1821SY	-	-	-
88-91	7.4L	454SS only. For use w/ 1822S-2 or 1822S-3 headers	4	Y-Pipe	3"	5,56	1820SY	-	-	-
88-93	4.3/5.0/5.7L	For use w/ 1830S/1831S headers	4	Y-Pipe	3"	5,56	2831SY	-	-	-
SILVERADO / SIERRA										
01-06	8.1L	For use w/ 1860S / 1861S headers w/ Allison trans.	4	Mid-Pipe	3"	5,56	1860SY	-	-	-
01-06	8.1L	For use w/ 1860S / 1861S headers w/ 4L80-E trans.	4	Mid-Pipe	3"	5,56	1860SY-1	-	-	-
SUBURBAN										
02-06	8.1L	For use w/ 1860S / 1861S headers w/ Allison trans.	4	Mid-Pipe	3"	5,56	1860SY	-	-	-
02-06	8.1L	For use w/ 1860S / 1861S headers w/ 4L80-E trans.	4	Y-Pipe	3"	5,56	1860SY-1	-	-	-
96-00	7.4L	For use w/ 1822S / 1823S headers	4	Mid-Pipe	3"	5,56	1822SY	-	-	-
92-95	7.4L	For use w/ 1822S-1 headers	4	Y-Pipe	2 1/2"	5,56	1821SY	-	-	-



Truck & SUV Mid-Pipes

Year	Engine	Application	Emission Codes	Description	Tube Size	Notes	409 Part No.	304 Part No.
DODGE Trucks and SUVs								
DAKOTA								
96-99	5.9L	R/T Only. For use w/ 1945S-1 or stock manifolds	3	Mid-Pipe	2"	21	2946SY	-
96-99	3.9/5.2/5.9L	Auto Only. For use w/ 1945S-1 or stock manifolds	3	Y-Pipe	2"	21	2945SY	-
DURANGO								
96-99	3.9/5.2/5.9L	Auto Only. For use w/ 1945S-1 or stock manifolds	3	Y-Pipe	2"	21	2945SY	-
RAM								
04-05	5.7L	2wd/4wd Auto Only. For use w/ JBA or stock manifolds	4	Y-Pipe	2 1/2"	5,56	2964SY	-
JEEP Trucks and SUVs								
WRANGLER								
91-95	4.0L	For use w/ 1526S headers or stock manifolds	3	Mid-Pipe	2 1/4"	21	1526SY	-
TOYOTA Trucks and SUVs								
TUNDRA								
05-06	4.7L	For use w/ 2011S headers or stock manifolds	4	Y-Pipe	2 1/2"	5	2011SY	-
03-04	4.7L	For use w/ 2010S headers or stock manifolds	4	Y-Pipe	2 1/2"	5	2010SY-1	-
00-02	4.7L	For use w/ 2010S headers or stock manifolds	4	Y-Pipe	2 1/2"	5	2010SY	-

5 50-State Smog Legal header; C.A.R.B. E.O. # D-57-XX
 21 Direct replacement. For use with JBA headers or stock manifolds.
 56 For use with JBA headers only.




EXHAUST SYSTEMS

THE BEST POWER, SOUND & QUALITY

4

When it comes to performance exhaust systems, most people are looking for three things: Power, sound, and quality. JBA Exhaust Systems deliver the best of all three, giving it both great looks and performance. One of the first performance upgrades typically made to a vehicle is the addition of a performance exhaust system. While there is a high demand for performance sound, the capacity for power in a JBA exhaust system gives JBA the extra edge. Each system is tuned to provide the best possible exhaust tone without being overwhelming from within the vehicle. By replacing the restrictive factory exhaust system with free flowing mandrel-bent stainless tubing and quality performance mufflers, JBA has developed the power, sound, and efficiency desired in a vehicle. Each kit is finished with a polished chrome plated stainless steel tip that resists discoloring, along with high quality hardware and thorough instructions for a simple bolt-on installation.



JBA EXHAUST FEATURES:

- | | | |
|---|---|---|
| 1. Large diameter mandrel-bent tubing | → | Increased hp/tq and improved throttle response |
| 2. Stainless steel high flow muffler(s) | → | Powerful exhaust tone, greatest flow / durability |
| 3. High quality hardware kits included | → | No extra parts needed |
| 4. Polished chrome stainless steel tip | → | Won't discolor, enhances vehicle appearance |
| 5. Factory style hangers | → | Easy installation |

JBA EXHAUST BENEFIT:



Automotive Exhaust

Year	Engine	Application	Notes	Emission Codes	Description	2/4wd	Tip Size	Tube Size	Part No.
CHEVROLET Cars									
CAMARO									
2015	6.2L	V8 - Axle-Back	62	4	Dual rear exit	rwd	4"	2 1/2"	40-3115
10-14	6.2L	For use with 2-1/2" Mid-pipe	62	4	Dual rear exit	rwd	4"	2 1/2"	40-3112
10-14	6.2L	For use with 2-1/2" Mid-pipe		4	Dual rear exit	rwd	4"	3"	40-3114
SS									
14-17	6.2L	V8 - Cat-Back w/ Dual 3" Tips (Total of 4)	62	4	Dual rear exit	rwd	3"	2 1/2"	40-3118
CHRYSLER Cars									
300C									
12-14	6.1/6.4L	SRT8		4	Dual rear exit	rwd	3 1/2"	3"	40-1667
11-14	5.7L	All	11	4	Dual rear exit	rwd	N/A	2 1/2"	40-1602
05-10	5.7L	All		4	Dual rear exit	rwd	3 1/2"	2 1/2"	40-1600
05-10	6.1L	All		4	Dual rear exit	rwd	3 1/2"	3"	40-1601
DODGE Cars									
CHALLENGER									
15-18	6.2/6.4L	SRT8 & Hellcat Cat-Back	11,72	4	Dual rear exit	rwd	N/A	3"	40-1671
15-18	6.2/6.4L	SRT8 & Hellcat Axle-Back	11,62,63	4	Dual rear exit	rwd	N/A	3"	40-1670
08-14	5.7L	All	11	4	Dual rear exit	rwd	N/A	2 1/2"	40-1666
08-14	6.1/6.4L	SRT8	11	4	Dual rear exit	rwd	N/A	3"	40-1665
MAGNUM									
05-08	5.7L	All		4	Dual rear exit	rwd	3 1/2"	3 1/2"	40-1600
05-09	6.1L	All		4	Dual rear exit	rwd	3 1/2"	3"	40-1601
CHARGER									
15-18	6.2/6.4L	SRT8 & Hellcat		4	Dual rear exit	rwd	3 1/2"	3"	40-1669
11-14	5.7L	All	11	4	Dual rear exit	rwd	N/A	2 1/2"	40-1602
05-10	5.7L	All		4	Dual rear exit	rwd	3 1/2"	2 1/2"	40-1600
05-10	6.1/6.4L	SRT8		4	Dual rear exit	rwd	3 1/2"	3"	40-1601
FORD Cars									
COBRA / MACH 1 / GT500									
11-14	5.4/5.8L	GT500 use with 2-3/4" Mid-pipe		4	Dual rear exit	rwd	4"	3"	40-2644
07-10	5.4L	GT500 Axle Back		4	Dual rear exit	rwd	3 1/2"	2 1/2"	40-2627
07-10	5.4L	GT500 Axle Back		4	Dual rear exit	rwd	4"	2 1/2"	40-2629
99-04	4.6L 4V	Cobra use with 2-1/2" H-pipe, IRS only		4	Dual rear exit	rwd	3 1/2"	3"	40-2625

11 System requires use of factory exhaust tip
62 Kit requires the cutting of factory exhaust system for installation
63 System designed without mufflers and accommodates Active Valve System
72 System does Not accommodate Active Exhaust Valves



Automotive Exhaust

Year	Engine	Application	Emission Codes	Description	2/4wd	Tip Size	Tube Size	Part No.
FORD Cars								
MUSTANG								
18-19	5.0L	V8 - Axle-back w/o Active Exhaust	4	Dual rear exit	rwd	4"	2 1/2-3"	40-2687
18-19	5.0L	V8 - Cat-back w/o Active Exhaust	4	Dual rear exit	rwd	4"	2 1/2-3"	40-2647
15-19	3.7L/2.3L Eco Boost	V6/L4 - Axle-back	4	304 Series Dual rear exit	rwd	4"	3"	30-2688
15-19	2.3L Eco Boost	V6/L4 - Cat-back	4	304 Series Dual rear exit	rwd	4"	3"	30-2648
15-19	3.7L/2.3L Eco Boost	V6 - Axle-back	4	409 Series Dual rear exit	rwd	4"	3"	40-2688
15-19	2.3L Eco Boost	V6 - Cat-back	4	409 Series Dual rear exit	rwd	4"	3"	40-2648
15-17	5.0L	V8 - Axle-back	4	Dual rear exit	rwd	4"	3"	40-2686
15-17	5.0L	Cat-back to factory exhaust	4	Dual rear exit	rwd	4"	2 1/2-3"	40-2645
15-17	5.0L	Competition System use w/ 6689S/36689S Long Tubes	4	Dual rear exit	rwd	4"	3"	40-2646
11-14	5.0L	GT 3 - Use w/ 1785/6685/Stock Mid-Pipe	4	Dual rear exit	rwd	4"	3"	40-2685
11-14	5.0L	GT 3 - Use w/ 1785/6685/Stock Mid-Pipe	4	Dual rear exit	rwd	4"	2 3/4-3"	40-2644
11-14	5.0L	GT 3 - Use w/ 6685S w/ 6686 or 1786 H or X-Pipe	4	Dual rear exit	rwd	4"	3"	40-2643
11-14	3.7L	V6 - Axle-back	4	Dual rear exit	rwd	4"	2 1/2-3"	40-2618
05-10	4.6L 3V	GT with stock 2-1/2	4	Dual rear exit	rwd	4"	2 1/2-3"	40-2639
05-10	4.6L 3V	GT - Axle-back	4	Dual rear exit	rwd	3 1/2"	2 1/2"	40-2627
05-10	4.6L 3V	GT - Axle-back	4	Dual rear exit	rwd	4"	2 1/2"	40-2629
67-70	289/302/351W	w/ Staggered rear shocks	4	Dual rear exit	rwd	3 1/2"	2 1/2"	40-2655
67-70	390/427/428	w/ Staggered rear shocks	4	Dual rear exit	rwd	3 1/2"	2 1/2"	40-2655
65-70	289/302/351W	All - Turn-downs	4	Dual rear exit	rwd	N/A	2 1/2"	40-2650
65-70	390/427/428	All - Turn-downs	4	Dual rear exit	rwd	N/A	2 1/2"	40-2650
65-70	289/302/351W	Exits under rear valance w/ chrome tips	4	Dual rear exit	rwd	3 1/2"	2 1/2"	40-2654
65-70	390/427/428	Exits under rear valance w/ chrome tips	4	Dual rear exit	rwd	3 1/2"	2 1/2"	40-2654
65-70	289/302/351W	E Model body kit w/ Ceramic ctd tips	4	Dual side exit, E Model style	rwd	Oval	2 1/2"	50-2651
65-70	390/427/428	E Model body kit w/ Ceramic ctd tips	4	Dual side exit, E Model style	rwd	Oval	2 1/2"	50-2651
65-70	289/302/351W	All	4	Dual side exit, R Model style	rwd	N/A	2 1/2"	50-2652
65-70	390/427/428	All	4	Dual side exit, R Model style	rwd	N/A	2 1/2"	50-2652
65-66	289/302/351W	GT w/ chrome trumpet style tips	4	Rear valance exit	rwd	3 1/2"	2 1/2"	40-2653
65-66	390/427/428	GT w/ chrome trumpet style tips	4	Rear valance exit	rwd	3 1/2"	2 1/2"	40-2653
PONTIAC Cars								
GTO								
05-06	6.0L	All	4	Dual rear exit	rwd	4"	2 1/2"	40-3110
2004	5.7L	All (dual rear exit)	4	Split rear	rwd	4"	2 1/2"	40-3109
SCION Cars								
FR-S								
12-16		Cat Back	4	Dual rear exit	rwd	4"	2 1/2"	30-9030
SUBARU Cars								
BRZ								
12-20		Cat Back	4	Dual rear exit	rwd	4"	2 1/2"	30-9030
TOYOTA Cars								
FT-86								
17-20		Cat Back	4	Dual rear exit	rwd	4"	2 1/2"	30-9030



Truck & SUV Exhaust

Year	Engine	Application	Note	Emission Codes	Description	2/4wd	Tip Size	Tube Size	Part No.
CHEVROLET & GMC Trucks and SUVs									
AVALANCHE									
00-06	6.0/8.1L	4dr		4	Single side swept exit	rwd	3 1/2"	3"	40-3016
BLAZER / JIMMY									
02-06	4.2L	ENVOY		4	Single rear exit	rwd	3 1/2"	3"	40-3027
C/K SERIES PICK UP									
96-00	5.7L	Extended Cab / Short Bed. (1500 only)		4	Single side swept exit	rwd	3 1/2"	3"	40-3001
COLORADO / CANYON									
15-18	2.5/3.6L	Reg Cab / Ext Cab / Crew Cab / All Beds		4	Single side swept exit	rwd	3 1/2"	2 1/2"	40-3053
SILVERADO / SIERRA									
2019	6.2L Only	Z71 Only		4	304 Series Dual rear exit	2/4wd	3 1/2"	3"	30-3057
04-19	4.8/5.3L	"Legacy" Body Style only, Double Cab and Crew Cab models only		4	304 Series Dual side swept exit	2/4wd	3 1/2"	3"	30-3054
2019	5.3L DFI	"Legacy" Body Style only		4	Single side swept exit	rwd	3 1/2"	3"	40-3051
14-18	5.3L DFI	Ext Cab, Long & Short Bed / Crew Cab, Short Bed		4	Single side swept exit	rwd	3 1/2"	3"	40-3051
05-17	4.3/4.8/5.3L	Reg. Cab 6.5' bed, Ext. Cab 6.5' bed, Crew Cab 5.7' bed		4	Dual rear exit	rwd	3 1/2"	3-2 1/2"	40-3049
01-06	6.0/8.1L	2500/3500 HD ALL	62	4	Dual side swept exit	rwd	3 1/2"	3"	40-3030
99-06	4.3/4.8/5.3L	Extended Cab / Short Bed		4	Single side swept exit	rwd	3 1/2"	3"	40-3009
19-20	5.3L	New Body Style Dbl. Cab Ext., Crew Cab Only		4	Dual side swept exit	2/4wd	3 1/2"	3 1/2"	30-3055
CHEVROLET & GMC Trucks and SUVs									
SUBURBAN									
00-06	6.0/8.1L	4dr		4	Single side swept exit	rwd	3 1/2"	3"	40-3016
TAHOE / YUKON									
15-19	5.3L	All		4	Single side swept exit	rwd	3 1/2"	3"	40-3052
TRAIL BLAZER									
07-08	6.0L	SS		4	Single rear exit	rwd	4"	3"	40-3048
02-06	4.2L	All (Except XL)		4	Single rear exit	rwd	3 1/2"	3"	40-3027
DODGE Trucks and SUVs									
DURANGO									
11-18	3.6/5.7L	4dr Axle-Back		4	Dual rear exit	awd	4"	2 1/2"	40-1538
04-05	4.7/5.7L	4dr		4	Single side swept exit	rwd	3 1/2"	3"	40-1512
RAM									
2019	5.7L HEMI	All		4	304 Series Dual rear exit	2/4wd	2 1/2"	3"	30-1537
06-18	5.7L HEMI	Quad Cab, Std Cab, 1500		4	Single side swept exit	rwd	3 1/2"	3"	40-1535
06-18	5.7L HEMI	Quad Cab, Std Cab, 1500 w/ Dual Cut-Out Bumper		4	Dual rear exit	rwd	4"	3-2 1/2"	40-1536
98-01	3.9/5.2/5.9L	1500, 2500 Short Bed		4	Dual side swept exit	rwd	3 1/2"	3"	40-1508



Truck & SUV Exhaust

Year	Engine	Application	Emission Codes	Description	2/4wd	Tip Size	Tube Size	Part No.
FORD Trucks and SUVs								
BRONCO								
66-77	289/302	4wd for use with JBA 6618 series headers only	4	Dual front of rear tire exit	rwd	N/A	2.5"	40-2543
EXCURSION								
99-02	5.4/6.8L	All	4	Single side swept exit	rwd	3 1/2"	3"	40-2501
F SERIES (F150, F250, F350, SUPER DUTY)								
15-19	2.7/3.5/5.0L Incl. ECO	All	4	304 Series Dual side swept exit	2/4wd	3 1/2"	3"	30-2544
15-19	2.7/3.5/5.0L Incl. ECO	All	4	409 Series Dual side swept exit	rwd	3 1/2"	3"	40-2544
15-19	2.7/3.5/5.0L Incl. ECO	All	4	Single side swept exit	rwd	3 1/2"	3"	40-2529
15-19	2.7/3.5/5.0L Incl. ECO	All	4	Dual side swept exit	rwd	3 1/2"	3"	40-2539
11-14	3.5L/5.0L	Eco Boost & 5.0L	4	Single side swept exit	rwd	3 1/2"	3"	40-2528
01-03	4.6/5.4L	SuperCrew	4	Single side swept exit	rwd	3 1/2"	3"	40-2520
98-03	4.2/4.6/5.4L	All F150	4	Single side swept exit	rwd	3 1/2"	3"	40-2522
87-96	4.9/5.0/5.8L	Super Cab / Long Bed	4	Single side swept exit	rwd	3 1/2"	3"	40-2509
F SERIES (SUPER CREW)								
15-16	5.0L	All	4	Single side swept exit	rwd	3 1/2"	3"	40-2529
15-16	5.0L	All	4	Dual side swept exit	rwd	3 1/2"	3"	40-2539
RANGER								
98-11	2.5/3.0/4.0L	Regular Cab / Short Bed	4	Single side swept exit	rwd	3 1/2"	2 1/2"	40-2540
98-11	2.5/3.0/4.0L	Super Cab / Short Bed	4	Single side swept exit	rwd	3 1/2"	2 1/2"	40-2542
RAPTOR								
10-14	6.2L	2+2 door SuperCab	4	Dual side swept exit	rwd	3 1/2"	3"	40-2527
10-14	6.2L	2+2 door SuperCab	4	Dual front of rear tire exit	rwd	3 1/2"	3"	40-2537
HUMMER								
H2								
03-06	6.0L	All	4	Single rear exit	rwd	N/A	3"	40-3023
JEEP								
GLADIATOR								
18-20	3.6L	JT (Gladiator)	4	Cat Back	4wd	2.5" / 3"	2 1/2"	30-1543
GRAND CHEROKEE								
93-98	4.0/5.2L	4dr	4	Single rear exit	rwd	2 1/2"	3 1/2"	40-1506
WRANGLER								
87-96	2.5/4.0/4.2L	YJ	4	Single Cat Back	4wd	2 1/2"	2 1/2"	30-1502
97-99	4.0L	TJ	4	Single Cat Back	4wd	2 1/2"	2 1/2"	30-1514
00-06	2.5/4.0L	TJ	4	Single Cat Back	4wd	2 1/2"	2 1/2"	30-1501
04-06	2.5/4.0L	TJ	4	Unlimited Single Cat Back	4wd	2 1/2"	2 1/2"	30-1541
07-18	3.6/3.8L	JK	4	Single Axle Back	4wd	2 1/2"	2 1/2"	30-1509
07-18	3.6/3.8L	JK	4	Dual Axle Back	4wd	2 1/2"	2 1/2"	30-1545
18-20	2.0/3.6L	JL	4	Single Axle Back	4wd	2.5" / 3"	2 1/2"	30-1539
18-20	2.0/3.6L	JL	4	Dual Axle Back	4wd	2.5" / 3"	2 1/2"	30-1544



Truck & SUV Exhaust

Year	Engine	Application	Emission Codes	Description	2/4wd	Tip Size	Tube Size	Part No.
JEEP								
GLADIATOR								
19-20	3.6L	JT (Gladiator)	4	Single rear exit, Inc 2 tips, Polished 3.5" SST & 2.5 Black	4wd	2.5" & 3.5"	2 1/2"	30-1543
NISSAN Trucks and SUVs								
ARMADA								
04-15	5.6L	4dr	4	Single side swept exit	rwd	3 1/2"	3"	40-1405
FRONTIER								
04-16	4.0L	King Cab/Crew Cab	4	Single side swept exit	rwd	3 1/2"	2 1/2"	40-1411
TITAN								
04-19	5.6L	XD model only except Long Bed	4	409 Series Dual side swept exit	2/4wd	3 1/2"	3"	40-1403
04-19	5.6L	XD model only except Long Bed	4	304 Series Dual side swept exit	2/4wd	3 1/2"	3"	30-1403
04-19	5.6L	Dual Tip upgrade for 1400,1401 & 1402	4	304 Series Dual side swept exit tip only	2/4wd	3 1/2"	3"	30-1403T
16-19	5.6L	XD model only except Long Bed	4	409 Series Single side swept exit	2/4wd	3 1/2"	3"	40-1402
TOYOTA Trucks and SUVs								
4RUNNER								
96-98	2.7/3.4L	4dr	4	Single side swept exit	rwd	3"	2 1/2"	40-9010
FJ CRUISER								
07-14	4.0L	All	4	Single rear exit	rwd	3 1/2"	2 1/2"	40-9020
TACOMA								
16-18	3.5L	All except Long Bed	4	Single side swept exit	rwd	3 1/2"	2 1/2"	40-9021
05-12	4.0/2.7L	All except Long Bed	4	Single side swept exit	rwd	3 1/2"	2 1/2"	40-9016
00-04	3.4L	Xtra Cab	4	Single side swept exit	rwd	3"	2 1/2"	40-9015
95-99	2.4/2.7L	Xtra Cab	4	Single side swept exit	rwd	3"	2 1/2"	40-9012
95-99	3.4L	Prerunner Xtra Cab	4	Single side swept exit	rwd	3"	2 1/2"	40-9013
TUNDRA								
10-18	4.6/4.7/5.7L	All	4	Single side swept exit	rwd	3 1/2"	2 1/2"	40-9005
07-18	4.6/4.7/5.7L	All	4	Dual side swept exit	rwd	3 1/2"	2 1/2"	40-9004
07-09	4.7/5.7L	All	4	Single side swept exit	rwd	3 1/2"	2 1/2"	40-9003
00-06	4.7L	Double Cab/Access Cab	4	Single side swept exit	rwd	3 1/2"	2 1/2"	40-9014

EXHAUST MUFFLERS

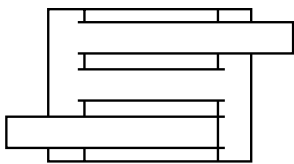
GET THAT JBA SOUND NOW!

JBA has responded to our customers' demand by releasing new **JBA Universal 304 Stainless Steel Muffler Series** featuring eighteen unique designs engineered to provide the signature **JBA** sound. Now you can get that great JBA sound no matter what vehicle you drive. Available in both chambered and straight through designs.

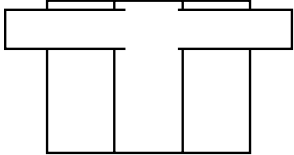


304S Series Exhaust Mufflers

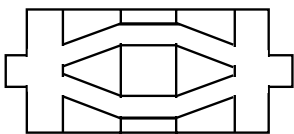
Description	Emission Codes	Part No.
Chambered 304SS Muffler 13" x 9.75" x 4" 2" ID Offset / Offset	6	40-201300
Straight-Through 304SS Muffler 6" x 6" x 4" - 2 1/2" ID Center / Center	6	40-250600
Chambered 304SS Muffler 13" x 9 3/4" x 4" - 2 1/2" ID Offset / Offset	6	40-251300
Chambered 304SS Muffler 13" x 9.75" x 4" 2.5" ID Offset / Center	6	40-251301
Chambered 304SS Muffler 13" x 9.75" x 4" 2.5" ID Offset / Dual Outlets	6	40-251302
Chambered 304SS Muffler 14" x 9.75" x 4" 2.5" ID Offset / Center	6	40-251400
Straight-Through 304SS Muffler 18" x 8" x 5" - 2 1/2" ID Offset / Center	6	40-251800
Chambered 304SS Muffler 22" x 8" x 5" 2.5" ID Dual In / Dual Out	6	40-252200
Chambered 304SS Muffler 22" x 7" Round 2.5" ID Offset / Offset 304SS	6	40-252201
Straight-Through 304SS Muffler 25" x 8" x 5" 3" ID 2.5" ID Out Center In / Dual Out	6	40-252500
Chambered 304SS Muffler 11" x 9 3/4" x 4" - 3" ID Offset / Offset	6	40-301100
Chambered 304SS Muffler 13" x 9 3/4" x 4" - 3" ID Offset / Offset	6	40-301300
Straight-Through 304SS Muffler 13" x 9.75" x 4" 3" ID Same Side	6	40-301301
Chambered 304SS Muffler 14" x 8" x 5" 3" ID Offset / Offset	6	40-301400
Straight-Through 304SS Muffler 18" x 8" x 5" 3" ID Offset / Center	6	40-301800
Chambered 304SS Muffler 22" x 11" x 6" - 3" ID Center / Center	6	40-302201
Chambered 304SS Muffler 22" x 8" x 5" 3" ID Center / Center	6	40-302202
Chambered 304SS Muffler 25" x 8" x 5" 3" ID Center In / Dual Out	6	40-302500



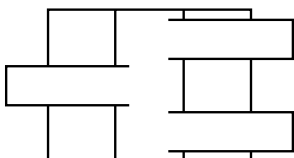
40-301400



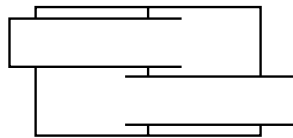
40-301301



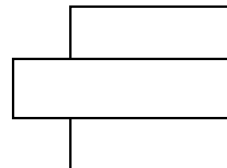
40-302201



40-252500, 40-302500



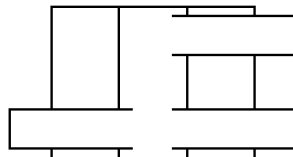
40-252201



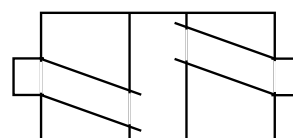
40-250600



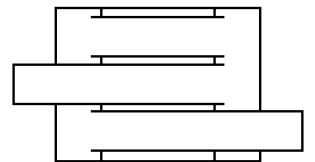
40-301800, 40-251800



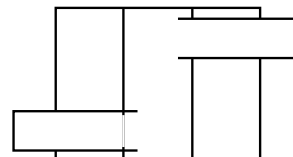
40-251302



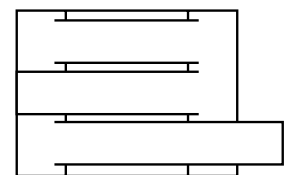
40-302202



40-251301



40-201300, 40-251300
40-301100, 40-301300




40-251400

IGNITION WIRES

Affordable Performance Ignition Solution

JBA PowerCables™ ignition wires are less than half the resistance of most factory wires, which frees spark energy and increases performance! Get as much as 5+ hp gain with JBA PowerCables™ as tested by Car Craft Magazine. They feature 100% silicone jackets and unique boot ends designed for maximum clearance and long life for severe duty applications. These heavy duty ignition wires come standard with wire-wound mag conductors for superior Electromagnetic Interference suppression (EMI). Why put old ignition wires on your new JBA equipped engine? Add JBA PowerCables for the best performance and reliability.

High Performance Ignition Wire Set



JBA POWERCABLES FEATURES:

- Extra thick diameters →
- 100% silicone jackets →
- Ultra low resistance design →
- Wire wound mag conductors →
- Custom tailored lengths w/ cylinder I.D. labels →

JBA POWERCABLES BENEFIT:

- Improved under hood appearance
- Resistant to heat and abrasion
- Improved performance through ignition system
- Superior Electromagnetic Interference suppression
- Easy installation



IGNITION WIRES

Year	Engine	Description	Emissions Code	Part No.
CADILLAC				
ESCALADE				
14-18	5.3/6.0/6.2L	8mm Red	6	W0812
14-18	5.3/6.0/6.2L	8mm Blue	6	W08129
07-13	5.3/6.0/6.2L	8mm Red	6	W0807
07-13	5.3/6.0/6.2L	8mm Blue	6	W08079
00-06	5.3/6.0/6.2L	8mm Red	6	W0855
00-06	5.3/6.0/6.2L	8mm Blue	6	W08559
98-00	5.7L	8mm Red	6	W0832
CHEVROLET / GMC				
BLAZER / SONOMA / JIMMY				
96-04	4.3L	8mm Red	6	W0846
96-04	4.3L	8mm Blue	6	W08469
C/K SERIES PICK UP				
96-05	4.3L	8mm Red	6	W0842
96-00	7.4L	8mm Red	6	W0822
96-99	5.0/5.7L	8mm Red	6	W0832
88-95	4.3L	8mm Red	6	W0840
88-95	5.0/5.7L	8mm Red	6	W0830
88-95	7.4L	8mm Red	6	W0821
CAMARO				
10-18	6.2	8mm Red	6	W0812
10-18	6.2	8mm Blue	6	W08129
98-02	5.7L LS1	8mm Red	6	W0807
98-02	5.7L LS1	8mm Blue	6	W08079
93-97	5.7L LT1	8mm Red	6	W0803
CORVETTE				
10-18	6.2	8mm Red	6	W0812
10-18	6.2	8mm Blue	6	W08129
97-09	5.7/6.0/6.2L	8mm Red	6	W0807
97-09	5.7/6.0/6.2L	8mm Blue	6	W08079
92-95	5.7L LT1	8mm Red	6	W0815
S-10				
96-03	4.3L	8mm Red	6	W0846
96-03	4.3L	8mm Blue	6	W08469
SS				
15-18	6.2L	8mm Red	6	W0812
15-18	6.2L	8mm Blue	6	W08129
SILVERADO / SIERRA				
13-18	5.3/6.0/6.2L	8mm Red	6	W0812
13-18	5.3/6.0/6.2L	8mm Blue	6	W08129
07-12	4.8/5.3/6.0/6.2L	8mm Red	6	W0807
07-12	4.8/5.3/6.0/6.2L	8mm Blue	6	W08079
01-06	8.1L	8mm Red	6	W0861
01-06	8.1L	8mm Blue	6	W08619
99-06	4.8/5.3/6.0L	8mm Red	6	W0855
99-06	4.8/5.3/6.0L	8mm Blue	6	W08559

Year	Engine	Description	Emission Code	Part No.
SUBURBAN				
13-18	5.3/6.0/6.2L	8mm Red	6	W0812
13-18	5.3/6.0/6.2L	8mm Blue	6	W08129
07-12	4.8/5.3/6.0/6.2L	8mm Red	6	W0807
07-12	4.8/5.3/6.0/6.2L	8mm Blue	6	W08079
01-06	4.8/5.3/6.0L	8mm Red	6	W0855
01-06	4.8/5.3/6.0L	8mm Blue	6	W08559
01-06	8.1L	8mm Red	6	W0861
01-06	8.1L	8mm Blue	6	W08619
96-00	5.7L	8mm Red	6	W0832
88-95	5.0/5.7L	8mm Red	6	W0830
YUKON / TAHOE / DENALI				
14-18	5.3/6.0/6.2L	8mm Red	6	W0812
14-18	5.3/6.0/6.2L	8mm Blue	6	W08129
99-06	4.8/5.3/6.0L	8mm Red	6	W0855
99-06	4.8/5.3/6.0L	8mm Blue	6	W08559
96-00	5.7L	8mm Red	6	W0832
88-95	5.0/5.7L	8mm Red	6	W0830
DODGE				
DAKOTA				
92-03	5.2/5.9L	8mm Red	6	W0945
92-03	5.2/5.9L	8mm Blue	6	W09459
92-02	3.9L	8mm Red	6	W0939
DURANGO				
92-03	5.2/5.9L	8mm Red	6	W0945
92-03	5.2/5.9L	8mm Blue	6	W09459
92-02	3.9L	8mm Red	6	W0939
RAM				
92-03	5.2/5.9L	8mm Red	6	W0945
92-03	5.2/5.9L	8mm Blue	6	W09459
92-01	3.9L	8mm Red	6	W0939
94-98	8.0L V10	8mm Red	6	W0950
FORD				
BRONCO II				
84-90	2.8/2.9L	8mm Blue	6	W06309
EXPEDITION				
97-01	4.6L	8mm Blue	6	W06779
EXPLORER				
02-03	4.0L OHC	8mm Blue	6	W06769
97-00	4.0L OHV	8mm Blue	6	W06349
97-01	4.0L OHC	8mm Blue	6	W06749
91-96	4.0L OHV	8mm Blue	6	W06339
EXPLORER SPORT TRAC				
01-06	4.0L OHC	8mm Red	6	W0675
01-06	4.0L OHC	8mm Blue	6	W06759

Year	Engine	Description	Emissions Code	Part No.
FORD - F SERIES (F150, F250, F350, SuperDuty)				
01-03	4.2L	8mm Blue	6	W06719
97-00	4.2L	8mm Blue	6	W06729
97-01	4.6L	8mm Blue	6	W06779
79-97	5.0/5.8L	8mm Blue	6	W06209
FOCUS				
00-03	2.0L Zetec	8mm Blue	6	W06809
MUSTANG / COBRA				
05-10	4.0L	8mm Red	6	W0675
05-10	4.0L	8mm Blue	6	W06759
01-04	3.8L	8mm Blue	6	W06179
99-00	3.8L	8mm Blue	6	W06189
94-98	3.8L	8mm Blue	6	W06199
79-93	5.0L	8mm Red	6	W06209
65-73	289/302	8mm Red	6	W0650
65-73	289/302	8mm Blue	6	W06509
RANGER				
05-10	4.0L OHC	8mm Red	6	W0675
05-10	4.0L OHC	8mm Blue	6	W06759
01-03	3.0L	8mm Blue	6	W06499
98-00	3.0L	8mm Blue	6	W06479
97-00	4.0L OHV	8mm Blue	6	W06349
95-97	3.0L	8mm Blue	6	W06379
91-94	3.0L	8mm Blue	6	W06469
90-96	4.0L OHV	8mm Blue	6	W06339
83-92	2.8/2.9L	8mm Blue	6	W06309
THUNDERBIRD				
89-93	5.0L	8mm Blue	6	W06209
JEEP				
WRANGLER				
07-11	3.8L - 6 lead set	8mm Red	6	W01528HT
07-11	3.8L - 2 lead set	8mm Red	6	W1528HT
91-00	4.0L	8mm Red	6	W0526
LINCOLN				
MARK VII				
86-93	5.0L	8mm Blue	6	W06209
MERCURY				
COUGAR				
67-73	289/302	8mm Red	6	W0650
67-73	289/302	8mm Blue	6	W06509
PONTIAC				
GTO				
04-06	5.7/6.0L	8mm Red	6	W0807
04-06	5.7/6.0L	8mm Blue	6	W08079

EXHAUST TIPS

THE JBA LOOK FOR ANY APPLICATION

Nothing completes your exhaust system installation like a high quality **JBA Exhaust Tip**. Select from our most popular lengths and diameters which fit exhaust pipe sizes from 2 1/2" to 4". These brilliantly polished exhaust tips come in both weld on and clamp on configurations and come with everything needed for an easy and trouble free installation.

Exhaust Tips						
Inlet Diameter	Outlet Diameter	Length	Description	Emission Code	Part No.	
3"	3 1/2"	9"	Rolled Stainless Steel Chrome Plated Exhaust Tip - Weld On	6	12-08204	
2 1/2"	3 1/2"	11 1/2"	Rolled Stainless Steel Chrome Plated Exhaust Tip - Weld On	6	12-08206	
4"	4 1/2"	12"	Angle Cut Stainless Steel Chrome Plated Exhaust Tip - Weld On	6	12-08216	
2"	4"	11"	Rolled Angle Cut Chrome Plated Trumpet Tip - Weld On	6	12-08211	
2 1/2"	4"	5 3/4"	Double Wall Polished Stainless Exhaust Tip - Clamp On	6	12-08257	
3"	4"	5 3/4"	Double Wall Polished Stainless Exhaust Tip - Clamp On	6	12-08258	
3"	4"	7 5/8"	Double Wall Polished Stainless Exhaust Tip - Clamp On	6	12-08276	
3"	4"	7 1/4"	Double Wall Polished Stainless Exhaust Tip - Clamp On	6	12-08272	
2 1/2"	4 1/2"	8 1/4"	Double Wall Polished Stainless Exhaust Tip - Clamp On	6	12-08282	
2 1/2"	3 1/2"	15"	Rolled Stainless Steel Chrome Plated Exhaust Tip - Clamp On	6	12-08215	
2 1/2"	3"	9"	Polished Stainless Exhaust Tip - Clamp On	6	12-08209	



12-08204



12-08206



12-08216



12-08211



12-08257



12-08258



12-08276



12-08272



12-08282



12-08215



12-08209

ACCESSORIES



1751



1752



6502W



6811W




6656P



3112C



3113C



Transmission Cross Members				
Year	Application	Transmission	Emission Code	Part No.
64 1/2-66	Mustang	T-5 5 spd	6	1751
67-70	Mustang	T-5 5 spd	6	1752
67-70	Mustang	AOD	6	1753
64 1/2-66	Mustang	AOD	6	1754

O2 Extension Wires				
Year	Application	Description	Emission Code	Part No.
10-15	Chevrolet/GM	8.5" O2 Extension Wire - Trapezoid Plug	6	6812W
08-09	Chevrolet/GM	8" O2 Extension Wire - Black Square Plug	6	6811W
04-06	Chevrolet/GM	24" O2 Extension Wire - Grey Square Plug	6	6503W
98-02	Chevrolet/GM	36" O2 Extension Wire - Black Square Plug	6	6502W
97-04	Chevrolet/GM	24" O2 Extension Wire - Black Square Plug	6	6500W
05-18	Dodge / Chrysler	25.5" O2 Extension Wire - Black Square Plug	6	6965W
11-18	Ford	37.5" O2 Extension Wire - Six Pin Plug	6	6685W
11-18	Ford	13.5" O2 Extension Wire - Oval Plug	6	6686W
05-10	Ford	36" O2 Extension Wire - Round Plug	6	6680W

Power Steering Ram Drop Bracket				
Year	Application	Description	Emission Code	Part No.
64 1/2-70	Mustang w/ factory P/S	P/S Drop Bracket	6	6656P

Clutch Linkage				
Year	Application	Description	Emission Code	Part No.
64 1/2-70	Mustang	Z-bar	6	1650Z

Convertible Spacer Kits				
Year	Application	Description	Emission Code	Part No.
10-15	Camaro 6.2L	Axle Back Spacer Kit	6	3112C
10-15	Camaro 6.2L	Cat Back Spacer Kit	6	3113C

Exhaust Clamps				
Description	Emission Code	Part No.		
2.5" Stainless V-Band Flanges with Clamp	6	VB25		
3" Stainless V-Band Flanges with Clamp	6	VB30		
2.5" Stainless V-Band Clamp	6	VB25CP		
3" Stainless V-Band Clamp	6	VB30CP		

Starter Tubes / Reducers				
Description	Emission Code	Part No.		
2.5" 409 Series Stainless Steel 2 Bolt flange Starter tube	6	1650ST		
2.5" 409 Series Stainless Steel 2 Bolt flange Starter tube with O2 provision	6	1650-1ST		
2.5" 409 Series Stainless Steel 2 Bolt flange Starter tube for use with JBA 1653 Series Headers	6	1653ST		
2.5" 304 Series Stainless Steel 2 Bolt flange Starter tube	6	31650ST		
2.5" 304 Series Stainless Steel 2 Bolt flange Starter tube with O2 provision	6	31650-1ST		



1650-1ST



VB25



VB25CP



VB30



VB30CP

EXHAUST GASKETS



Header Gaskets				
Brand	Engine Family	Port Shape	Emmision Code	Part No.
Chevrolet / GM	SB Chevrolet	Square	6	063-1500
Chevrolet / GM	BB Chevrolet	Round	6	063-1520
Chevrolet / GM	5.3/6.2L GEN 5 Ecotec 3 DFI	SAP	6	063-0276
Chevrolet / GM	SB Chevrolet LT1	D-Port	6	063-0275
Chevrolet / GM	GM LS7	D-Port	6	063-0274
Chevrolet / GM	GM 4.3L V6	Oval	6	063-4300
Chevrolet / GM	GM LS	Round	6	063-0272
Chrysler	5.7L HEMI	Square	6	063-1960
Chrysler	5.7/6.1/6.2/6.4L HEMI	D-Port	6	063-1965
Chrysler	3.5L V6	Oval	6	063-3500
Chrysler	3.9L V6	SAP	6	063-3900
Chrysler	8.1L V10	Oval D	6	063-5933
Chrysler	273/360	SAP	6	063-5936
Chrysler	4.7L V8	Round	6	063-9680
Ford	3.8/4.2L V6	Round	6	063-1672
Ford	2.0L Zetec	SAP	6	063-1680
Ford	5.0L Coyote	Round	6	063-1685
Ford	260-351	Rectangle	6	063-2530
Ford	3.0L V6	Round	6	063-3000
Ford	390GT 12 Bolt	Rectangle	6	063-3950
Ford	4.0L V6 OHC	Round	6	063-4000
Ford	4.0L V6 Pushrod	D-Port	6	063-4020
Ford	390-428 FE 16 Bolt	Rectangle	6	063-4270
Ford	460 EFI	Oval D	6	063-4600
Ford	4.6/5.4L 3V	Oval D	6	063-5929
Ford	4.6/5.4L 2V	Round	6	063-5930
Ford	3.5/3.7L	Oval	6	063-1618



EXHAUST GASKETS

Header Gaskets (cont)

Brand	Engine Family	Port Shape	Emission Code	Part No.
Ford	4.6/5.4L 4V	Oval	6	063-5931
Ford	6.8L V10 1999-04	Round	6	063-5932
Ford	5.4/5.8L GT-500	Oval	6	063-6695
Jeep	4.0L I6 91-99	SAP	6	063-1526
Jeep	4.0L I6 00-06	SAP	6	063-1527
Nissan	5.6L	Oval	6	063-1400
Nissan	5.6L	Round	6	063-1411
Nissan	4.0L	Oval	6	063-1410
Toyota	5.7L	Round	6	063-2012
Toyota	3.4L	Round	6	063-2032
Toyota	4.0L w/o air injection 03-11	Round	6	063-2035
Toyota	4.0L w/o air injection 10-12	Round	6	063-2036
Toyota	4.0L w/ air injection	Round	6	063-2037
Toyota	4.7L w/o air injection	Round	6	063-9543
Toyota	4.7L w/ air injection	Round	6	063-2011



Misc. Exhaust Gaskets

Description	Emission Code	Part No.
Dodge/GM Egr Gasket, each	6	063-1255
GM 4.8L-6.0L Trk Dr Cat Gasket	6	063-0549
GM 6.0L Trk Pass Cat Gasket	6	063-0550
GM Air inj Gasket, each	6	063-1256
2008-2015 GM 6.2L collector gasket set.	6	063-1812
GM F-Body 96-97 Dr Cat Gasket	6	063-9014
GM F-Body 98-02 Dr Cat Gasket	6	063-9016
3 Bolt 2.5" Wire Gaskets, pair	6	063-1202
3 Bolt 3" Wire Gaskets, pair	6	063-1204
Cat Gasket for 1625, each	6	063-1625
GM/Toyota Cat Gasket, each	6	063-9013

IMAGE GALLERY - CAT4WARD HEADERS






















 <p>1400SJS</p>	 <p>1410SJS</p>	 <p>1411SJS</p>
 <p>1526SJS</p>	 <p>1527SJS</p>	 <p>1528SJS</p>
 <p>1615SJS</p>	 <p>1617SJS</p>	 <p>1618SJS</p>
 <p>1624S-2JS</p>	 <p>1625S-5JT</p>	 <p>1625S-7JT</p>
 <p>1625S-9JS</p>	 <p>1626SJS</p>	 <p>1627SJS</p>
 <p>1628SJS</p>	 <p>1634S</p>	 <p>1647SJS</p>
 <p>1647S-1JS</p>	 <p>1650SJS</p>	 <p>1650S-2JS</p>

IMAGE GALLERY - CAT4WARD HEADERS







 <p>1653SJS</p>	 <p>1655SJS</p>	 <p>1670SJS</p>
 <p>1674S-1JS</p>	 <p>1675SJS</p>	 <p>1676SJS</p>
 <p>1676S-1JS</p>	 <p>1677SJS</p>	 <p>1679SJS</p>
 <p>1682SJS</p>	 <p>1683SJS</p>	 <p>1685SJS</p>
 <p>1687SJS</p>	 <p>1688SJS</p>	 <p>1689SJT</p>
 <p>1695S</p>	 <p>1809SJS</p>	 <p>1811SJT</p>
 <p>1812SJS</p>	 <p>1813S</p>	 <p>1815S-1JS</p>

IMAGE GALLERY - CAT4WARD HEADERS






















 1816SJS	 1818SJS	 1822SJS
 1822S-1JS	 1822S-2JS	 1822S-3JS
 1823SJS	 1830SJS	 1830S-4JS
 1830S-6JS	 1832SJT	 1840S
 1840S-3JS	 1840S-4JS	 1842S-2JS
 1842S-3	 1842S-9	 1842S-10JS
 1850SJS	 1850S-1JS	 1850S-2JS

IMAGE GALLERY - CAT4WARD HEADERS

 <p>1850S-3JS</p>	 <p>1850S-4</p>	 <p>1860SJS</p>
 <p>1920SJS</p>	 <p>1930S</p>	 <p>1931SJS</p>
 <p>1938S</p>	 <p>1939S</p>	 <p>1945S-1JS</p>
 <p>1949SJS</p>	 <p>1949S-1JS</p>	 <p>1949S-2JS</p>
 <p>1950S</p>	 <p>1961S-1JS</p>	 <p>1961S-2JS</p>
 <p>1962SJS</p>	 <p>1964SJS</p>	 <p>1964S-1JS</p>
 <p>1965SJS</p>	 <p>2010SJS</p>	 <p>2011SJS</p>

IMAGE GALLERY - CAT4WARD HEADERS



IMAGE GALLERY - LONG TUBE HEADERS





















 <p>6610SJS</p>	 <p>6611SJS</p>	 <p>6612S</p>
 <p>6613SJS</p>	 <p>6651S</p>	 <p>6655SJS</p>
 <p>6673SJS</p>	 <p>6676S</p>	 <p>6675SJS</p>
 <p>6685SJS</p>	 <p>6695SJS</p>	 <p>6809SJT</p>
 <p>6813SJT</p>	 <p>6815SJS</p>	 <p>6816SJS</p>
 <p>6817S</p>	 <p>6819SJS</p>	 <p>6965SJS</p>
 <p>36689S</p>	 <p>36965S</p>	

IMAGE GALLERY - 304 STAINLESS STEEL MUFFLERS

 40-201300	 40-250600	 40-251300
 40-251301	 40-251302	 40-251400
 40-251800	 40-252200	 40-252201
 40-252500	 40-301100	 40-301300
 40-301301	 40-301400	 40-301800
 40-302202	 40-302201	 40-302500

IMAGE GALLERY - EXHAUST SYSTEMS






















 40-1403	 40-1405	 40-1411
 40-1502	 40-1506	 40-1508
 40-1509	 40-1512	 40-1535
 40-1538	 40-1600	 40-1601
 40-1602	 40-1665	 40-1666
 40-1667	 40-1669	 40-2501
 40-2509	 40-2520	 40-2522

IMAGE GALLERY - EXHAUST SYSTEMS

 40-2527	 40-2528	 40-2537
 40-2538	 40-2539	 40-2540
 40-2542	 40-2618	 40-2625
 40-2627	 40-2629	 40-2643
 40-2644	 40-2645	 40-2646
 40-2647	 40-2650	 40-2653
 40-2654	 40-2655	 40-2685

IMAGE GALLERY - EXHAUST SYSTEMS











 <p>40-2686</p>	 <p>40-3001</p>	 <p>40-3009</p>
 <p>40-3016</p>	 <p>40-3023</p>	 <p>40-3027</p>
 <p>40-3030</p>	 <p>40-3048</p>	 <p>40-3049</p>
 <p>40-3051</p>	 <p>40-3052</p>	 <p>40-3053</p>
 <p>40-3109</p>	 <p>40-3110</p>	 <p>40-3112</p>
 <p>40-3114</p>	 <p>40-3115</p>	 <p>40-3118</p>
 <p>40-9003</p>	 <p>40-9004</p>	 <p>40-9005</p>

IMAGE GALLERY - EXHAUST SYSTEMS

 <p>40-9010</p>	 <p>40-9012</p>	 <p>40-9013</p>
 <p>40-9014</p>	 <p>40-9015</p>	 <p>40-9016</p>
 <p>40-9020</p>	 <p>50-2651</p>	 <p>50-2652</p>



IMAGE GALLERY - ACCESSORIES

 <p>VB25</p>	 <p>VB25CP</p>	 <p>VB30</p>
 <p>VB30CP</p>	 <p>1650ST</p>	 <p>1650-1ST</p>
 <p>1653ST</p>	 <p>1650Z</p>	 <p>1751</p>
 <p>1753</p>	 <p>6656P</p>	 <p>3112C</p>
 <p>3113C</p>	 <p>6500W</p>	 <p>6502W</p>
 <p>6503W</p>	 <p>6680W</p>	 <p>6685W</p>
 <p>6811W</p>	 <p>6812W</p>	 <p>6965W</p>



FOOTNOTES

- 1 - Fits most Z-bars. Vehicles may require Z-Bar modification or new JBA Z-Bar P/N 1650Z for proper fit.
- 2 - Bolts into factory Y-pipe with 85 GT Mustang heat riser valve.
- 3 - Installation requires welding/modification to exhaust system.
- 4 - Requires Y-Pipe.
- 5 - 50-State Smog Legal header; CARB EO #D-57-43
- 6 - Use big block flapper valve for smog legal applications.
- 7 - Will not fit vehicles equipped with a "Body Lift"
- 10 - Spark plug boots are changed from stock.
- 11 - System requires use of factory exhaust tip.
- 12 - May require relocation of brake/fuel lines.
- 13 - Automatic transmission only.
- 14 - Available Ignition wire part number W0855 = 11.5" total length. Part number W0807 = 9.5" total length.
- 15 - For use with straight plug heads only.
- 16 - Direct replacement for factory manifold, installation hardware kit included.
- 17 - Complete header and Y-pipe or down pipe system, installation hardware included.
- 21 - Direct replacement. For use with JBA headers or stock manifolds.
- 23 - Will not fit P-Head
- 24 - Will not fit 454SS
- 29 - Matching mid-pipes available.
- 39 - Will not fit standard 390 cylinder head. Head flange is designed for 14 bolt 390 GT cylinder head only.
- 41 - Fits most rack and pinion conversions.
- 42 - Fits with power steering when 6656P JBA power steering ram drop down bracket is used.
- 48 - Fits 5 speed transmission w/ aftermarket cross member.
- 50 - Also fits aluminum FE Shelby block.
- 55 - Matching Y-pipe available.
- 56 - For use with JBA headers only.
- 57 - Header equipped with O2 Sensor provisions
- 58 - Fits Ford AOD Transmissions
- 59 - 4-2-1 Header design increases mid-range HP & Torque
- 60 - O2 Sensor extensions included
- 61 - Fits Mustang II style Rack & Pinion front suspension
- 62 - Kit requires the cutting of factory exhaust system for installation
- 63 - System designed without mufflers and accommodates Active Valve System
- 64 - Will fit with Borgeson power steering box conversion
- 65 - Must use 66 1/2 or later frame brackets (approx. 1" higher than 65 and early 66 style)
- 66 - Will not fit with C6 Transmission
- 67 - Mid-length header design
- 68 - This part is designed for use with JBA Shorty headers or factory exhaust manifolds.
- 69 - This part is designed for use with JBA Long Tube Headers only
- 70 - Matching Exhaust system available
- 71 - System does Not accommodate Active Exhaust Valves
- 72 - Will NOT fit with AOD transmission
- 73 - 64-66 260-302 only, will not fit 351W. 67-73 fits 260-351W
- 74 - Fits manual Trans with Cable or Hydraulic conversion only, not stock Z bar
- 75 - Will fit Detroit Speed Aluma Frame 65-70 Mustangs

LIMITED ONE YEAR WARRANTY

All JBA headers and exhaust products are guaranteed, to the original purchaser, to be free of defects in materials and workmanship for one year. This warranty covers the replacement or repair of the product only and does not cover the cost of removal and installation, customer applied aftermarket coatings or any discoloration or corrosion of finished surfaces.

Damage or product failure resulting from collision, improper installation, off-road use, road hazards, the use of exhaust insulating wrap or like products or rust occurring after installation, is not covered by the warranty. The warranty extends only to the original purchaser.

Should a part become defective it should be returned to the original selling retailer and must be accompanied with the sales receipt. If there is no retailer in your area, call the factory for a return authorization and return your part prepaid to the factory for inspection. PerTronix reserves the rights to replace or repair the alleged defective part and return the part freight collect.



909.599.5955

440 E. Arrow Hwy
San Dimas, CA 91773